Nedgroup Investments Balanced MultiFund

Class: B Hedged **Currency:** GBP **Date:** As at 31 October 2026 Marketing communication

Performance indicator:	3 month GBP SONIA + 1% to 3%
Morningstar category:	EAA Fund USD Moderate Allocation (Partially hedged to GBP)
Domicile of fund:	Ireland
Inception dates:	19 August 2011
Class B GBP:	15 March 2012
Fund size:	GBP 146 million
Base currency:	GBP
Minimum investment:	GBP 150000
Dealing:	Daily
Notice periods:	Subscriptions: T-0 14:00 Redemptions: T-0 14:00
Settlement periods:	Subscriptions: T+3 Redemptions: T+3
ISIN / SEDOL / BLOOMBERG:	IE00B41F9717 / B41F971 / NIMBLBG:ID
SFDR classification:	Article 6
Recommended appropriate term:	Minimum 5 years

Synthetic risk and reward indicator

Lower risk						Higher risk
1	2	3	**4**	5	6	7

← Typically lower rewards Typically higher rewards →

For full details of risks, please refer to the risk section in the Prospectus and KIID.

Risk measures

Risk measures	Fund	Equity Index
Volatility (5 years)	7.0%	14.9%
Maximum drawdown	-18.0%	-34.0%

Source: Morningstar, Nedgroup Investments

Fee information

Annual management charge (AMC)	1.00%
On-going charge (OCF)	1.46%

For full details on fees and charges, please see Prospectus and Supplement.

Portfolio attributes

Investment objectives

The Sub-Fund aims to provide investors with capital growth, with moderate levels of risk and volatility over the medium to longer term.

Investment policy

- The portfolio invests across a range of asset classes including equity, bonds and alternatives.
- The team will employ a strategic and tactical asset allocation framework designed to maximise diversification benefits.
- A multilayered investment process to facilitate disciplined decision-making and risk management.
- A disciplined valuation-based approach underpins this framework.
- The portfolio is actively managed and is not managed in reference to any benchmark, asset class restraints or a targeted return.

Fund related risks

- Collective investment risks include, but are not limited to, regulatory breaches or action against underlying funds, changes in underlying markets, and liquidity issues of underlying funds.
- A counterparty could expose the fund to additional risk on related transactions.
- Credit risks include, but are not limited to, issuers defaulting or having their credit rating downgraded which devalues the bonds they issue.
- Changes in currency exchange rates may have an impact on the value of the fund.
- While derivatives may be used to offset potential risk, there is no guarantee of them providing the anticipated protection.
- For full details of risks, please refer to the risk section in the Prospectus and KIID.

Performance profile

Rolling five year returns

Past Performance is not indicative of future performance and does not predict future return

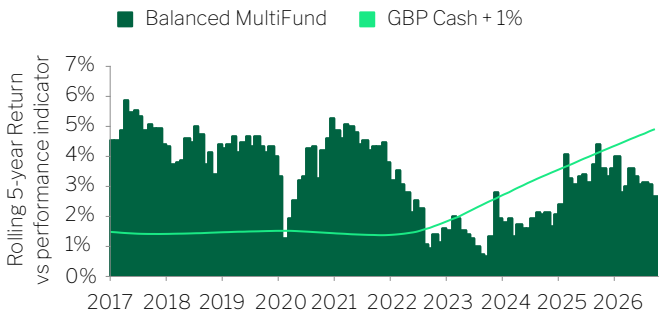

Source: Morningstar, Nedgroup Investments, data to 31 October 2026

Periodic performance

Past Performance is not indicative of future performance and does not predict future return

	YTD	1Y	3Y	5Y	7Y	10Y	Since Inception
Balanced MultiFund B GBP	4.3 %	5.0 %	9.1 %	2.7 %	3.3 %	3.5 %	3.7 %
GBP Cash + 1%	3.9 %	4.8 %	5.4 %	4.8 %	3.8 %	3.1 %	2.6 %
Morningstar USD Moderate Allocation (Partially hedged to GBP)	4.9 %	4.8 %	9.8 %	3.3 %	3.9 %	3.5 %	3.7 %

Source: Morningstar, Nedgroup Investments, data to 31 October 2026

Nedgroup Investments Balanced MultiFund

Class: B Hedged **Currency:** GBP **Date:** As at 31 October 2026 Marketing communication

Discrete year performance

Period	Fund GBP	GBP Peer Group	GBP Cash	
	%	%	+ 1%	+ 3%
2025	9.2%	9.9%	5.2%	7.3%
2024	5.1%	6.7%	6.1%	8.2%
2023	5.1%	6.2%	5.7%	7.8%
2022	-10.2%	-9.9%	2.5%	4.5%
2021	8.9%	5.2%	1.0%	3.0%
2020	0.5%	4.5%	1.2%	3.2%
2019	11.2%	9.5%	1.7%	3.7%
2018	-3.2%	-4.3%	1.6%	3.6%

Class B performance net of fees as of 2026-10-31. * Since inception annualised. Past Performance is not indicative of future performance and does not predict future return.

Source: Morningstar, Nedgroup Investments, data to 31 October 2026

Cumulative performance

Past Performance is not indicative of future performance and does not predict future return

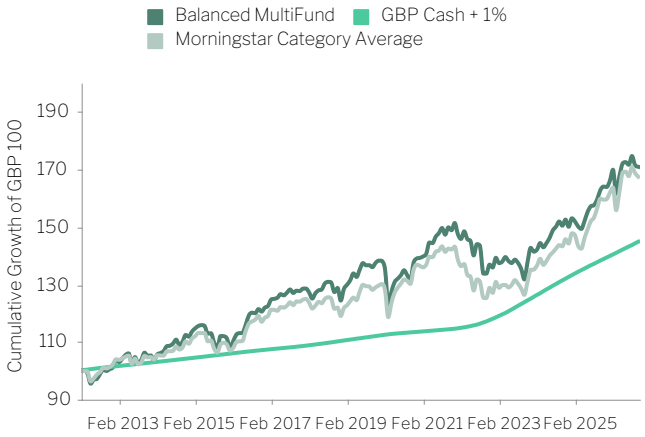

Source: Morningstar, Nedgroup Investments, data to 31 October 2026

Asset Allocation

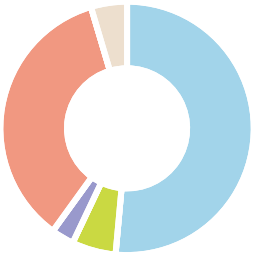

51.4%	Equity
5.6%	Real Assets
2.9%	Alternative Strategies
35.4%	Fixed Income
4.6%	Cash

Equity	**51.4%**
Europe ex-UK Equity	3.0%
Global Emerging Markets Equity	5.2%
Global Equity	23.4%
Japan Equity	2.8%
North American Equity	15.5%
UK Equity	1.5%
Alternative Strategies	**2.9%**
Absolute Return	2.4%
Energy Efficiency & Storage	0.5%
Real Assets	**5.6%**
Commodities	1.6%
Infrastructure	2.0%
Property	2.0%
Fixed Income	**35.4%**
Emerging Market Debt	2.1%
Government Bonds	13.6%
High Yield	7.1%
Investment Grade Corporates	3.5%
Specialist Credit	2.1%
Strategic Bonds	7.1%
Cash	**4.6%**

Differences may exist due to rounding, for indicative purposes only
Source: Bloomberg, Underlying Managers, Nedgroup Investments, data to 31 October 2026

Source:Bloomberg, Underlying Managers, Nedgroup Investments, data to 31 October 2026

About the Investment Manager

The Multi-Manager Team is a boutique fund management team established in 2011 to oversee the Nedgroup Investments Multi-Manager fund ranges. Led by industry leader Rob Burdett, along with Co-PMs Madhushree Agarwal and Louis Hutchings, the team specialises in constructing diversified multi-asset portfolios designed to deliver stable long-term returns. The team's agile, boutique structure enables swift decision-making and effective fund management, while its combined expertise ensures the portfolio stays aligned with the risk parameters of the underlying strategy, delivering consistent risk-adjusted returns to investors.

Nedgroup Investments Balanced MultiFund

Class: B Hedged **Currency:** GBP **Date:** As at 31 October 2026 Marketing communication

Full Portfolio holdings

Equity 51.4%

iShares Core S&P 500 ETF USD Acc	8.2%
UBS Core MSCI World UCITS ETF	6.8%
Dodge & Cox Global Stock Fund	4.5%
Nedgroup Global Equity Fund	4.1%
GQG Partners Global Equity Fund	4.0%
iShares NASDAQ 100 USD Acc	4.0%
iShares S&P Small Cap 600 UCITS ETF	3.8%
iShares S&P 500 Equally Weighted	3.5%
Waverton European Capital Growth Fund I USD	3.0%
Lazard Japanese Strategic Equity Fund	2.8%
Merlin Fidelis Emerging Markets Fund	2.0%
Coeli Frontier Markets Equity	1.6%
UBS Core MSCI Emerging Markets UCITS ETF	1.6%
Artemis UK Select Equity	1.5%

Fixed Income 35.4%

Lord Abbett Short Duration High Yield	7.1%
Nedgroup Global Strategic Bond Fund	7.1%
iShares $ Treasury Bond 7-10yrs UCITS ETF	5.0%
iShares $ TIPS UCITS ETF	4.5%
PIMCO Global IG Credit	3.5%
Catalyst Global Income Opportunity	2.1%
Colchester Local Emerging Markets Debt	2.1%
iShares Core UK Gilts USD H	2.0%
iShares $ Treasury Bond 3-7yrs UCITS ETF	2.0%

Real Assets 5.6%

WisdomTree Core Physical Gold ETC	1.6%
Target Healthcare REIT	1.1%
3i Infrastructure Plc	1.0%
Nedgroup Global Property Fund	1.0%
ATLAS Global Infrastructure B USD U	1.0%

Alternative Strategies 2.9%

Wellington Absolute Return Global	0.8%
Jupiter Merian Global Equity Absolute Return	0.8%
Janus Henderson Absolute Return	0.8%
SDCL Energy Efficiency Income Trust	0.5%

Cash 4.6%

Cash	4.6%

Source: Bloomberg, Underlying Managers, Nedgroup Investments, data to 31 October 2026

Key metrics

Equity - Top 10 Holdings 19.8 %

NVIDIA CORP.	3.4%
MICROSOFT CORP.	3.1%
APPLE INC	2.9%
ALPHABET INC	2.6%
AMAZON.COM, INC.	2.3%
TAIWAN SEMICONDUCTOR	1.4%
META PLATFORMS,	1.2%
MICRON TECHNOLOGY	1.1%
BROADCOM INC	1.0%
ADVANCED MICRO	0.8%

Fixed Income - Portfolio Metrics

Yield To Maturity	6.5%
Average Modified Duration (in years)	5.2
Average Weighted Maturity (in years)	7.2

Fixed Income - Credit Quality 100 %

AAA	1.6%
AA	48.2%
A	8.2%
BBB	12.4%
< BBB	29.6%

Nedgroup Investments Balanced MultiFund

Class: B Hedged **Currency:** GBP **Date:** As at 31 October 2026 Marketing communication

Definitions

1) The ongoing charges figure is estimated, based on the expected total of charges likely to be charged to the share class in the future. An estimate is being used as insufficient expense information is available as at the date of this document. The Fund's annual report for each financial year will include detail on the exact charges made. This figure excludes portfolio transaction costs (except for entry/exit charges paid when buying/selling shares in other schemes). This figure may vary from year to year.

2) The annualised total return is the average return earned by an investment each year over a given time period. Performance is calculated for the portfolio and individual investment performance may differ as a result of initial fees, the actual investment, the actual investment date, the date of any reinvestment and dividend withholding tax.

3) Weighted Average Maturity: "Weighted Average Maturity means the weighted average of the remaining life of each instrument held in a portfolio until the principal value is repaid in full, disregarding interest and any discounts. This excludes those securities such as property that don't have a maturity date.

4) Portfolio Yield is the annualised effective yield of the portfolio calculated using projected contractual cashflows and current carrying values of the underlying securities, including the amortisation of premiums and discounts. Portfolio Yield is a portfolio characteristic as at the reporting date and is not a forecast or guarantee of future distributions or returns.

5) Performance data is sourced from leading data providers, including Bloomberg and Morningstar, and is accurate as of the date of this document.

Nedgroup Investments contact details

Tel	+44 (0) 1624 645150
Toll Free	0800 999 160 (toll free from SA only)
Accounts Enquiries	helpdesk@nedgroupinvestments.com
Sales Team	clientsolutions@nedgroupinvestments.com
Website	www.nedgroupinvestments.com

Address

First Floor, St Mary's Court, 20 Hill Street, Douglas, Isle of Man, IM1 1EU, British Isles.

7th Floor, 12 Arthur Street, EC4R 9AB, London.

Nedbank Clocktower, Clocktower Precinct, V&A Waterfront, Cape Town.

Nedgroup Investments Balanced MultiFund

Class: B Hedged **Currency:** GBP **Date:** As at 31 October 2026 Marketing communication

Disclaimer

This is a marketing communication Please refer to the prospectus, the key investor information documents (the KIIDs /PRIIPS KIDs) and the financial statements of Nedgroup Investments MultiFunds plc (the Fund) before making any final investment decisions. These documents are available from Nedgroup Investments (IOM) Ltd (the Investment Manager) or via the website: www.nedgroupinvestments.com, where the prospectus is available in English and the KIIDs/KIDs in English and the official languages of each country of registration.

This document is of a general nature and intended for information purposes only, it is not intended for distribution to any person or entity who is a citizen or resident of any country or other jurisdiction where such distribution, publication or use would be contrary to law or regulation. Whilst the Investment Manager has taken all reasonable steps to ensure that this document is accurate and current at the time of publication, we shall accept no responsibility or liability for any inaccuracies, errors or omissions relating to the information and topics covered in this document.

The Fund is authorised and regulated in Ireland by the Central Bank of Ireland. The Fund is authorised as a UCITS pursuant to the European Communities (Undertakings for Collective Investment in Transferable Securities) Regulations 2011 as amended and as may be amended, supplemented, or consolidated from time-to-time and any rules, guidance or notices made by the Central Bank which are applicable to the Fund. The Fund is domiciled in Ireland. Nedgroup Investment (IOM) Limited (reg no 57917C), the Investment Manager and Distributor of the Fund, is licensed by the Isle of Man Financial Services Authority. The Depositary of the Fund is Citi Depositary Services Ireland DAC, 1 North Wall Quay, Dublin 1, Ireland. The Administrator of the Fund is Citibank Europe plc, 1 North Wall Quay, Dublin 1, Ireland.

The sub-funds of the Fund (the Sub-Funds) are generally medium to long-term investments and the Investment Manager does not guarantee the performance of an investor's investment and even if forecasts about the expected future performance are included the investor will carry the investment and market risk, which includes the possibility of losing capital.

The price of shares may go down or up depending on fluctuations in financial markets outside of the control of the Investment Manager meaning an investor may not get back the amount invested. Past performance is not indicative of future performance and does not predict future returns. Risks and fees are outlined in the relevant Sub-Fund supplement. Prices are published on the Investment Managers website.

Distribution: The prospectus, the supplements, the KIIDs/PRIIPS KIDs, constitution, country specific appendix as well as the annual and semi-annual reports may be obtained free of charge in English for the prospectus and in English together with the relevant local languages for the KIIDs/KIDs from the country representative and the Investment Manager or at www.nedgroupinvestments.com. The Investment Manager may decide to terminate the arrangements made for the marketing of its collective investment undertakings in accordance with Art 93a of Directive 2009/65/EC and Art 32a of Directive 2011/61/EU.

UK: Nedgroup Investment (UK) Limited (reg no 2627187), authorised and regulated by the Financial Conduct Authority, is the facilities agent. The Fund and certain of its sub-funds are recognised in accordance with Section 264 of the Financial Services and Markets Act 2000. Isle of Man: The Fund has been recognised under para 1 sch 4 of the Collective Investments Schemes Act 2008 of the Isle of Man. Isle of Man investors are not protected by statutory compensation arrangements in respect of the Fund.