


Q4 Local & Global Roundup

Saul Miller

Portfolio Manager of the
Nedgroup Investments Balanced Fund

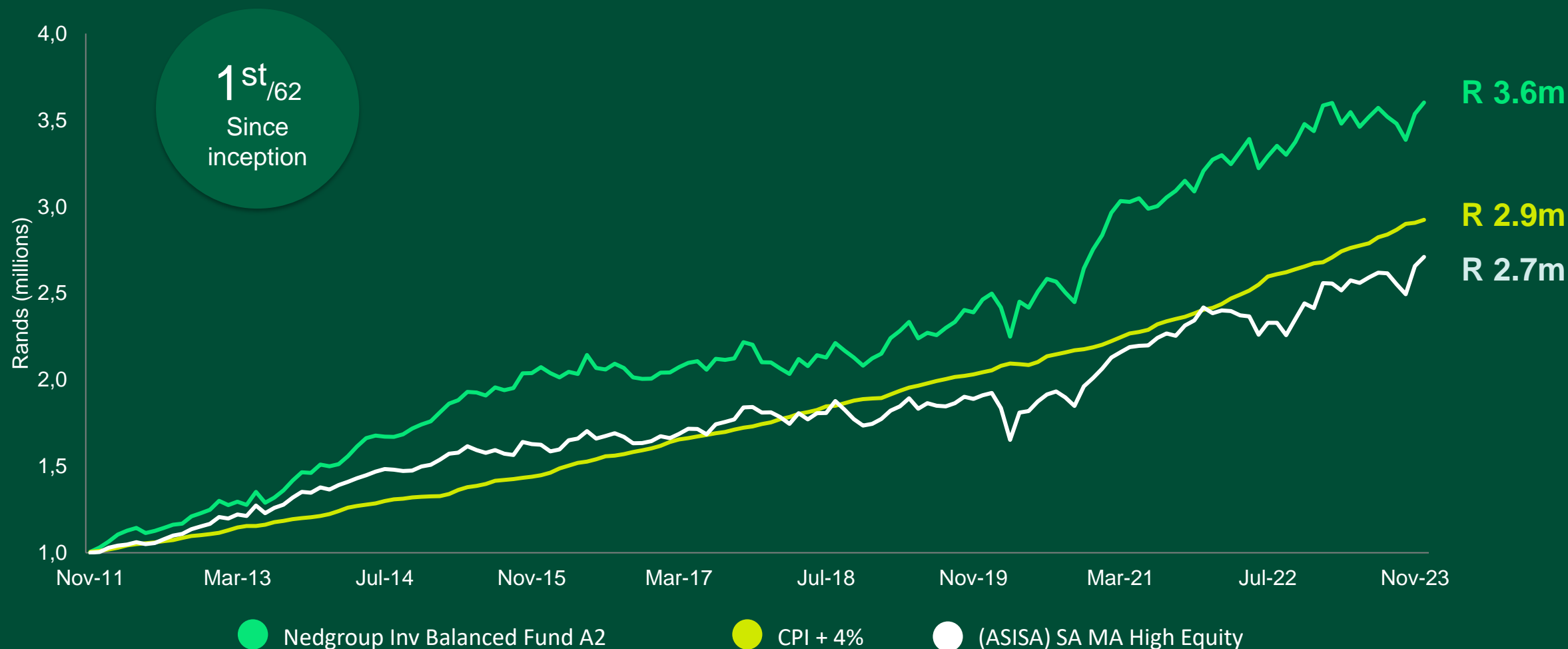
see money differently



MORNINGSTAR 2023
AWARD
WINNER:
BEST MODERATE
ALLOCATION FUND

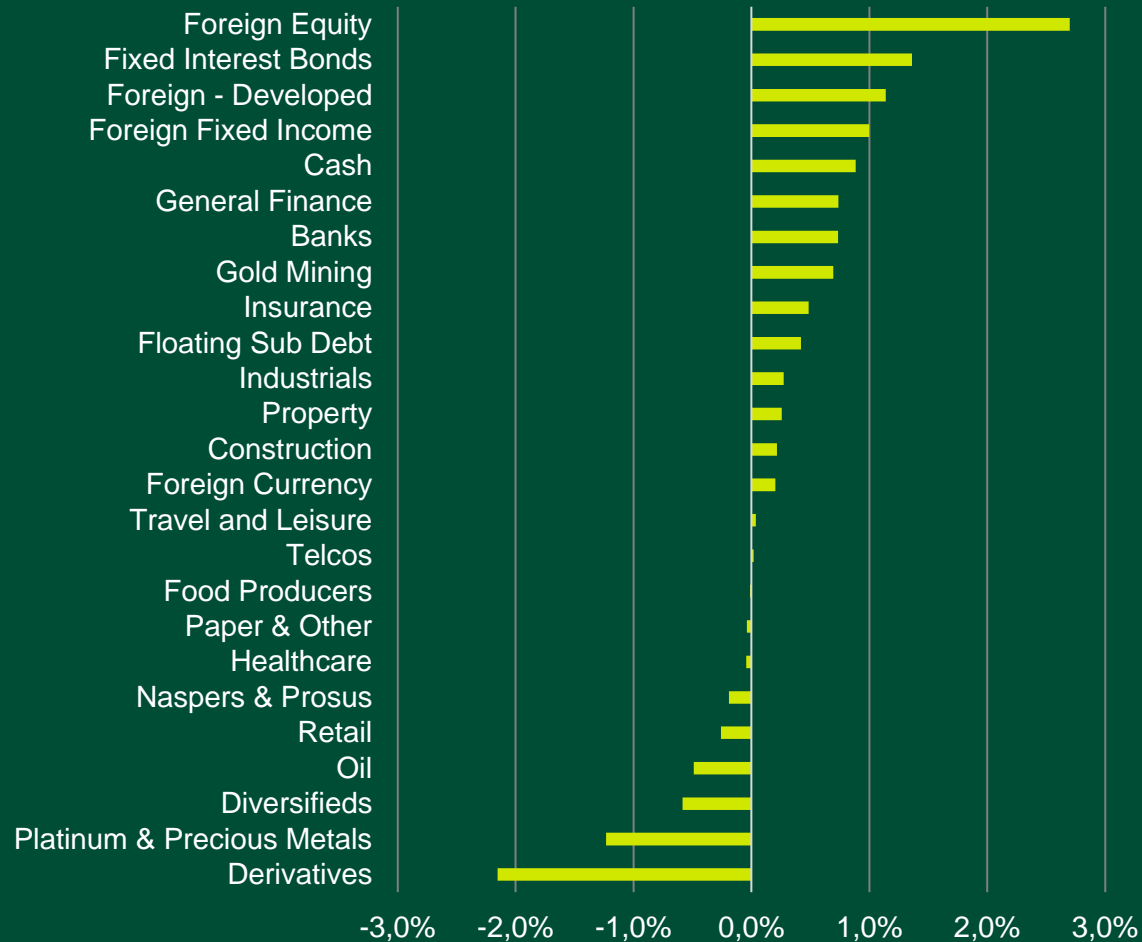
Truffle
Asset Management

Top of its Class, Since Inception

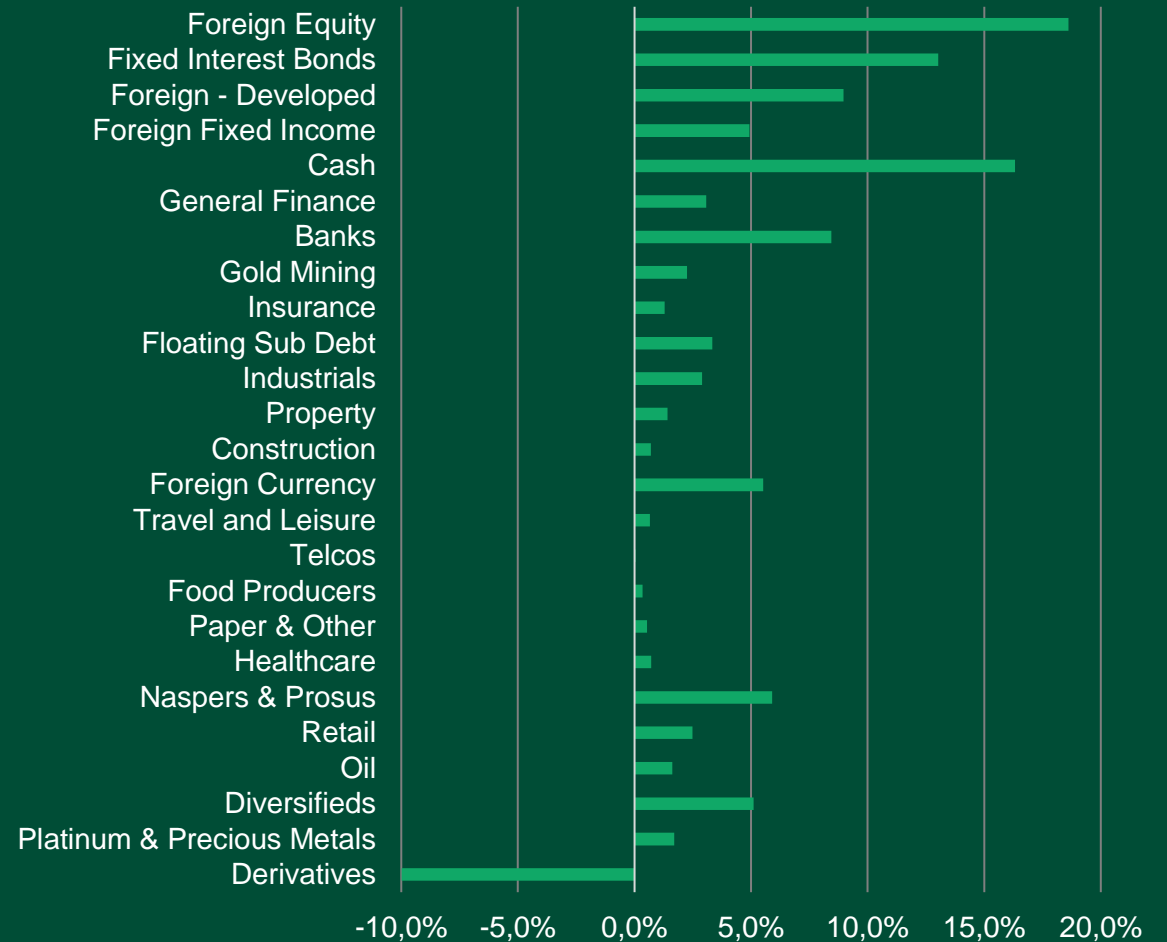


12 Month Sectoral Contribution

Total Return: 6.2%



Average Weight





Economic growth has been strong, but headwinds are building

- Savings depleted
- Monetary policy lag impact
- High deficit
- Unemployment rate at trough

US market expensive on a PE of 20X



Japan

- Positive structural changes
 - Efficient capital allocation
 - Improving ROEs
- Deflation ending?
- Valuations reasonable



China - Consumer confidence poor

- Falling property prices
- Regulatory and geopolitical risk
- Deflation
- Stimulus?

China valuations optically cheap



South Africa

- Long term out look remains a concern
- Short term positives in terms of Transnet and loadshedding
- Position in shares with generous valuations which can generate modest growth

Positive Signs



TRANSNET



Key Sources of Uncertainty



Election outcome



Commodity prices

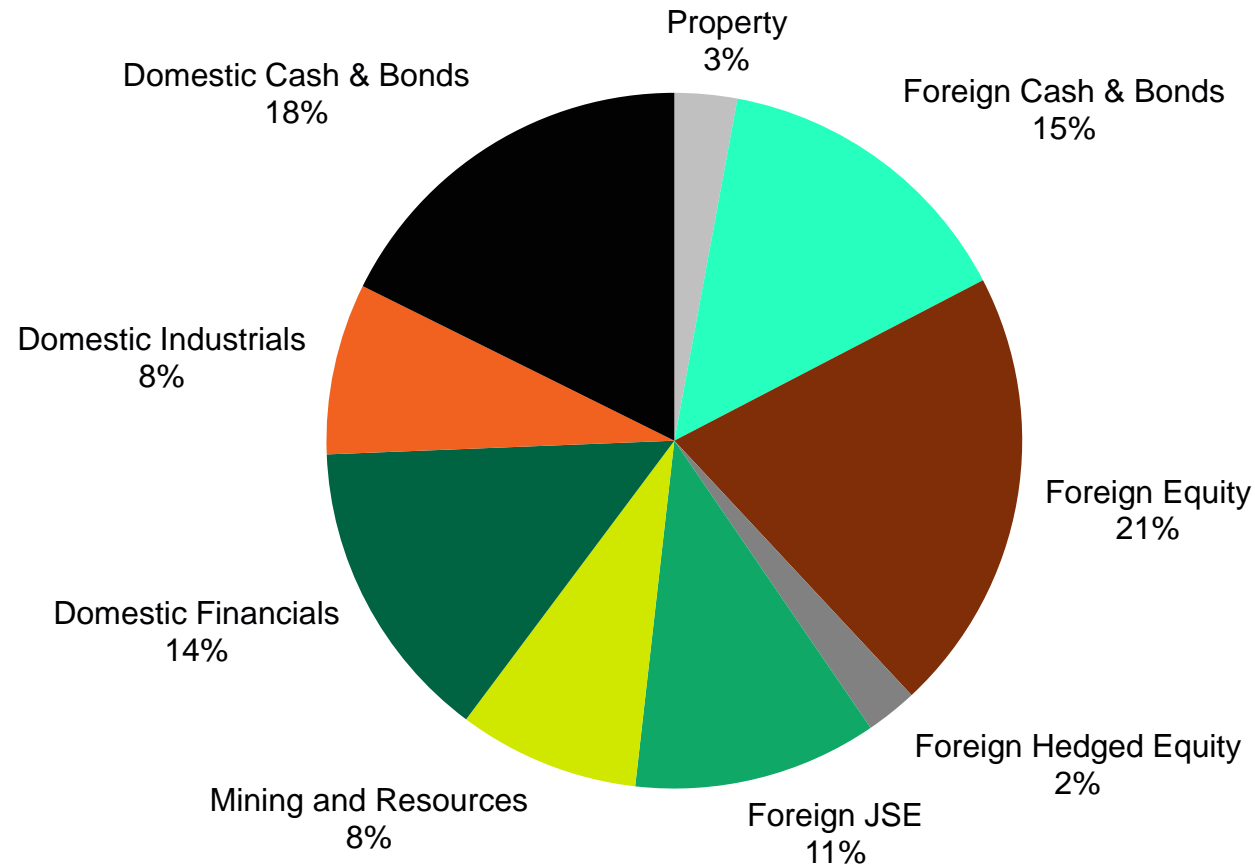
Tougher economic and political environment

Greater margin of safety on domestic assets required

Self help is a key benefit

Selective offshore shares offer diversification at an attractive price

Asset Allocation & Positioning

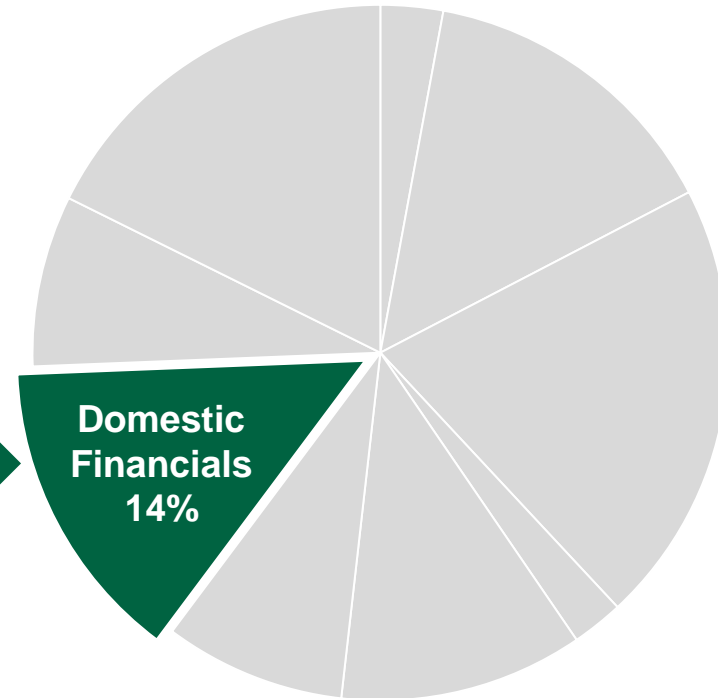


**Equity and
property 65%
exposure**

Asset Allocation & Positioning

We are **positive** on financials

- Generous dividend yields
- Benefit from falling rates



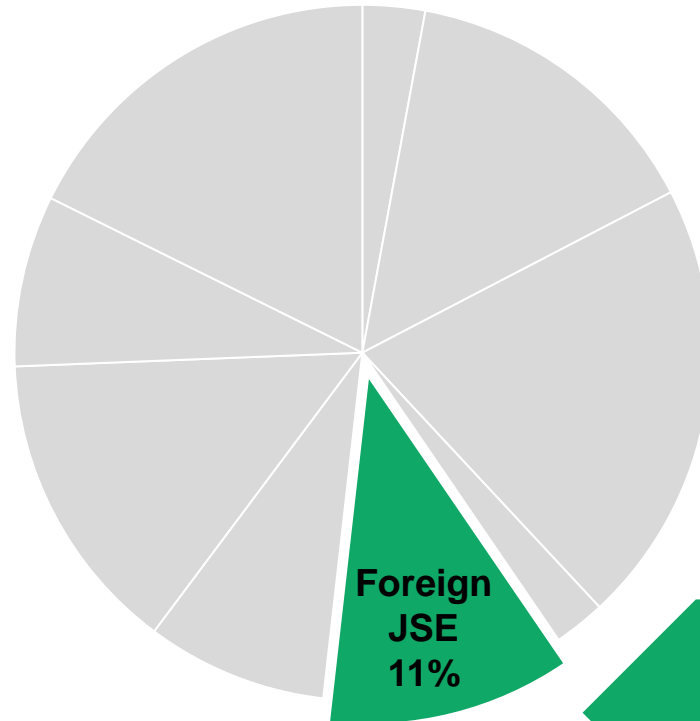
Dividend Yield: 10%



Investec

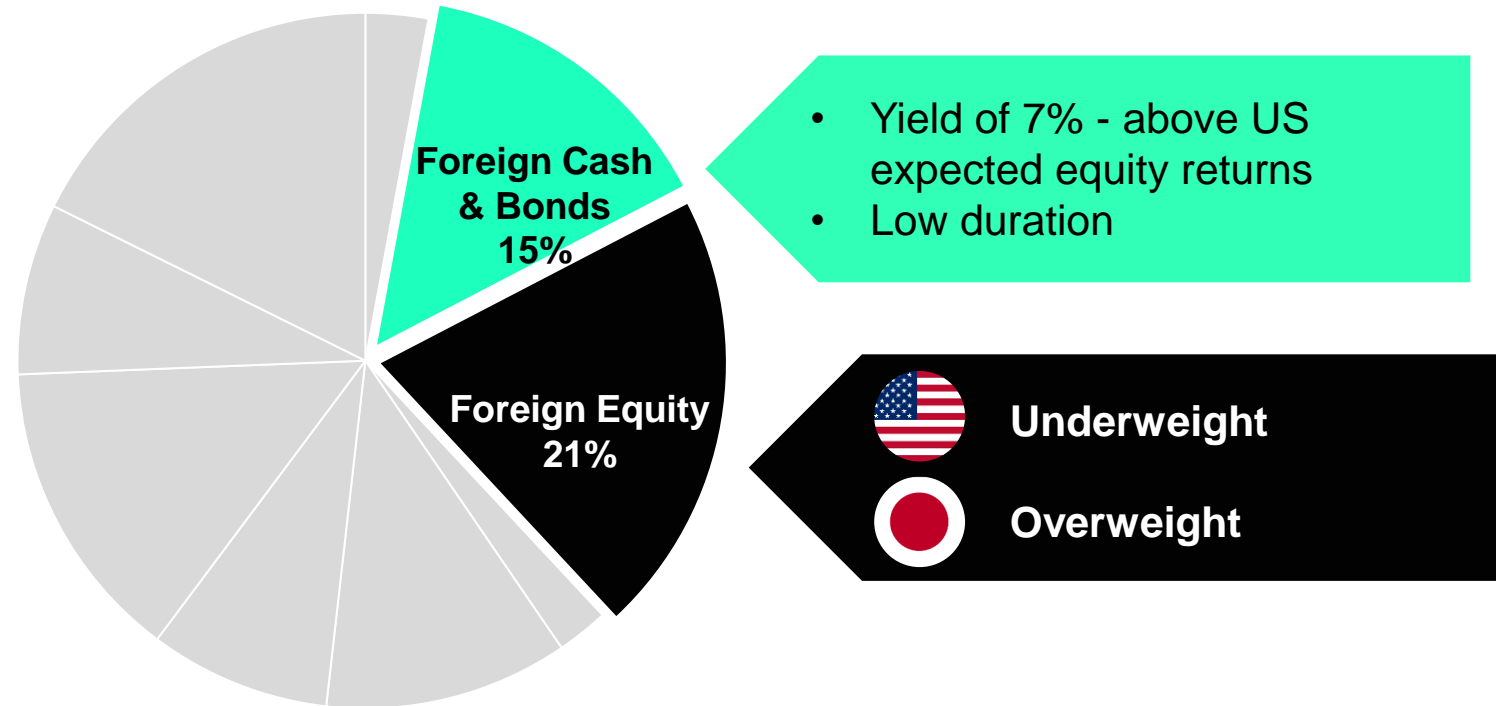
Dividend Yield: 7.5%

Asset Allocation & Positioning



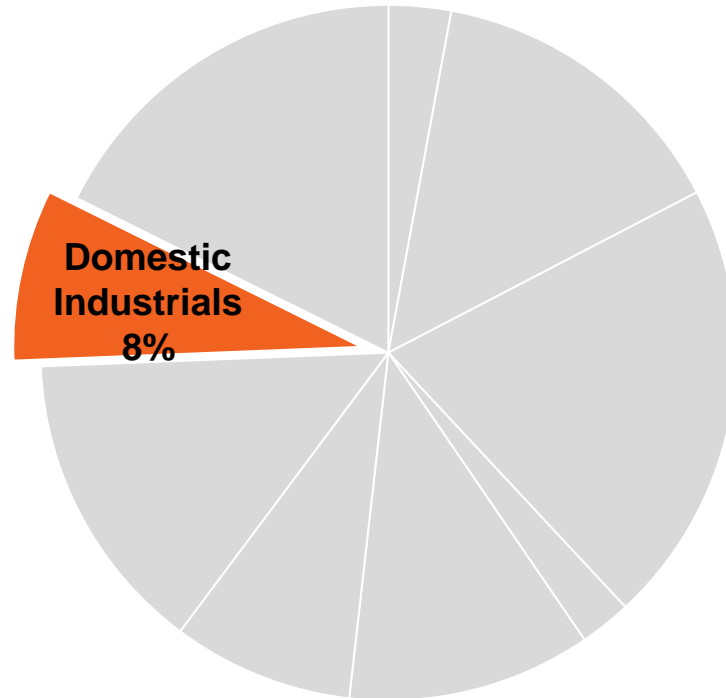
We are **positive** on high quality opportunities in the offshore exposed shares

Asset Allocation & Positioning



Asset Allocation & Positioning

Small/midcap
opportunities in the 5-6 PE
range



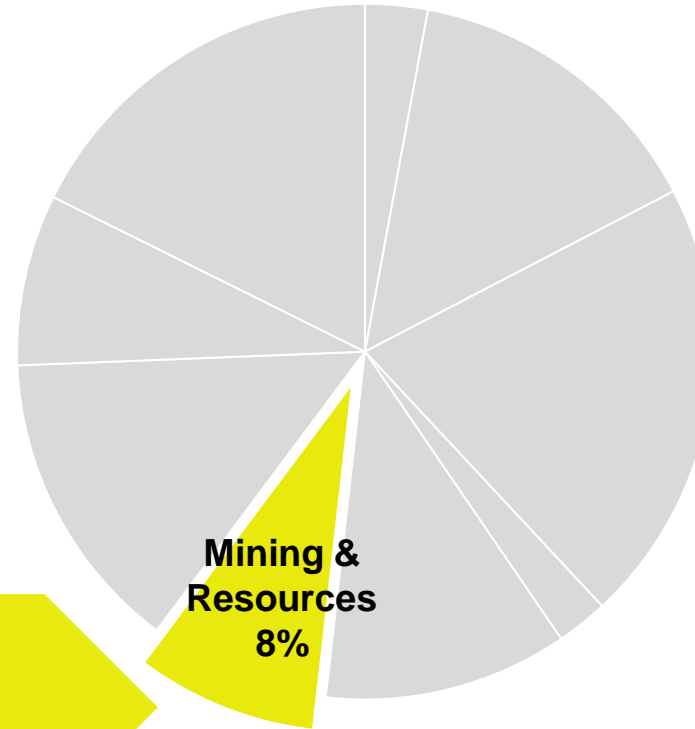
WBHO

Dividend Yield: 6%

PEPKOR
Holdings Limited

Dividend Yield: 3%

Asset Allocation & Positioning



High uncertainty due to
Chinese demand and EVs

sappi

Self-help: 4x PE

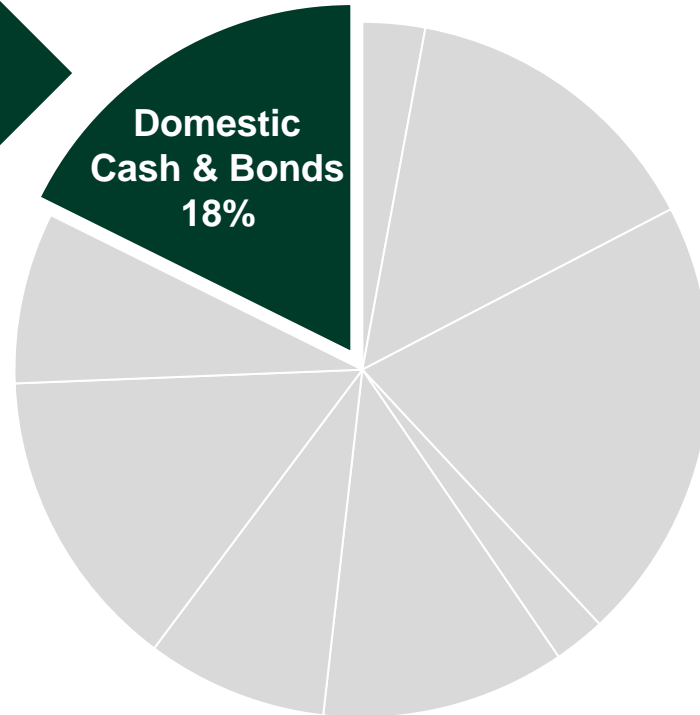
ARM

African Rainbow Minerals

Dividend yield 10%

Asset Allocation & Positioning

- Compelling Yield of 11%
- Reducing duration



Disclaimer



Nedgroup Collective Investments (RF) Proprietary Limited administers the Nedgroup Investments unit trust portfolios and is authorised to do so as a manager in terms of the Collective Investment Schemes Control Act. Collective Investment Schemes (unit trusts) are generally medium to long-term investments. The value of participatory interests (units) or the investment may go down as well as up and past performance is not necessarily a guide to future performance. Nedgroup Investments does not guarantee the performance of your investment and the investor will carry the investment and market risk, which includes the possibility of losing capital. Collective Investment Schemes are traded at ruling prices and can engage in borrowing and scrip lending. A schedule of fees and charges and maximum commissions is available on request from Nedgroup Investments. Certain Nedgroup Investments unit trust portfolios apply a performance fee. For the Nedgroup Investments Flexible Income Fund and Nedgroup Investments Stable Fund, it is calculated daily as a percentage (the sharing rate) of total positive performance, with the high watermark principle applying. For the Nedgroup Investments Bravata World Wide Flexible Fund it is calculated monthly as a percentage (the sharing rate) of outperformance relative to the fund's benchmark, with the high watermark principle applying. All performance fees are capped per portfolio over a rolling 12-month period. Certain Nedgroup Investments unit trust portfolios include international assets, whereby a change in the exchange rates may cause the value of those investments to rise and fall. The Nedgroup Investments money market portfolios aims to maintain a constant price (e.g. R1.00) per unit. A money market portfolio is not a bank deposit. The total return to the investor is made up of interest received and any gain or loss made on any particular instrument and that in most cases the return will merely have the effect of increasing or decreasing the daily yield, but in an extreme case it can have the effect of reducing the capital value of the portfolio. The yield is calculated using an annualised seven day rolling average as at the relevant dates provided for in the fund fact sheet. Excessive withdrawals from the portfolio may place the portfolio under liquidity pressures and that in such circumstances a process of ring-fencing of withdrawal instructions and managed pay-outs over time may be followed. A fund of funds is a portfolio that invests in portfolios of collective investment schemes, which levy their own charges, which could result in a higher fee structure for the fund of funds. A feeder fund is a portfolio that invests in a single portfolio of a collective investment scheme, which levy its own charges, which could result in a higher fee structure for the feeder fund.

Please note that Nedgroup Collective Investments (RF) Proprietary Limited is not authorised to and does not provide financial advice. This presentation is of a general nature and intended for information purposes only. It is not intended to address the circumstances of any investor and cannot be relied on as legal, tax or financial advice, either express or implied. Whilst we have taken all reasonable steps to ensure that the information in this document is accurate and current on an ongoing basis, Nedgroup Investments shall accept no responsibility or liability for any inaccuracies, errors or omissions relating to the information and topics covered in this presentation. Nedgroup Collective Investments (RF) Proprietary Limited is a member of the Association for Savings & Investment SA (ASISA).