

# Nedgroup Investments Global Equity Fund



**NEDGROUP INVESTMENTS**

Class: C

Currency: USD

Date: As at 31 May 2026

For Institutional clients only  
Marketing communication

<b>Performance indicator:</b> Source:	MSCI World NR Index Morningstar
<b>Morningstar category:</b> Source:	EAA Fund Global Large Cap Blend Equity Morningstar
<b>Domicile of fund:</b>	Ireland
<b>Inception dates:</b>	03 November 2008
<b>Class C USD:</b>	23 May 2012
<b>Fund size:</b>	USD 1.3 billion
<b>Base currency:</b>	USD
<b>Minimum investment:</b>	USD 4000
<b>Dealing:</b>	Daily
<b>Notice periods:</b>	Subscriptions: T-0 14:00 Redemptions: T-0 14:00
<b>Settlement periods:</b>	Subscriptions: T+3 Redemptions: T+3
<b>ISIN / SEDOL / BLOOMBERG:</b>	IE00BKXGF987 / BKXGF98 / NGGEQYC:ID
<b>SFDR classification:</b>	Adheres to article 8
<b>Recommended appropriate term:</b>	Minimum 5 years

## Portfolio attributes

### Investment objectives

The Sub-Fund aims to provide investors with long term capital growth through investment in equity and equity related securities.

### Investment policy

- The Sub-Fund principally invests in equities throughout the world, irrespective of geographical location.
- The portfolio will be invested in a select group of approximately 25-40 high quality global companies, identified through a bottom-up stock picking approach within certain strategic themes identified by the Sub-Investment Manager.
- Focused on global mid to large cap equities, with an approximate minimum market cap size of \$5bn.
- Up to 20% may be invested in cash when no suitable investment opportunities are available.
- The portfolio is actively managed and is not managed in reference to any benchmark, asset class restraints or a targeted return.

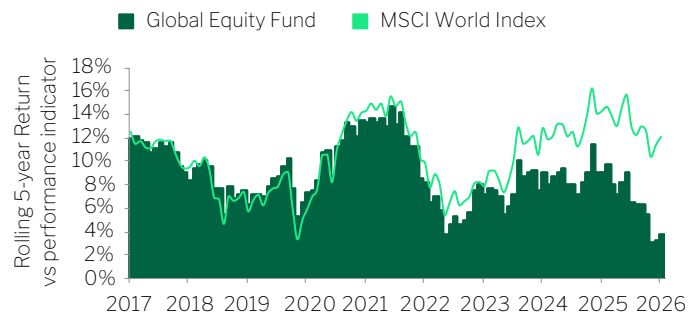
### Fund related risks

- Due to fluctuations of the market, and performance of individual companies, equity risk can impact funds.
- Changes in currency exchange rates may have an impact on the value of the fund.
- While derivatives may be used to offset potential risk, there is no guarantee of them providing the anticipated protection.
- For full details of risks, please refer to the risk section in the Prospectus and KIID.

## Performance profile

### Rolling five year returns

Past Performance is not indicative of future performance and does not predict future return



Source: Morningstar, data to 31 May 2026

### Periodic performance

Past Performance is not indicative of future performance and does not predict future return

	1Y	3Y	5Y	7Y	10Y	Since Inception
<b>Global Equity Fund C USD</b>	11%	9.3%	3.8%	8.0%	8.5%	9.0%
<b>Global Equity Fund Gross returns</b>	2.2%	10.5%	4.9%	9.1%	9.6%	
<b>MSCI World Index</b>	27.5%	21.9%	12.0%	14.9%	13.1%	12.5%
<b>EAA Fund Global Large-Cap Blend Equity</b>	22.9%	17.6%	8.1%	11.4%	10.0%	9.6%

Source: Morningstar, data to 31 May 2026

## Synthetic risk and reward indicator

Lower risk Higher risk



← Typically lower rewards Typically higher rewards →  
For full details of risks, please refer to the risk section in the Prospectus and KIID.

Risk measures	Fund	Equity Index
Volatility (5 years)	14.3%	15.2%
Maximum drawdown	-31.8%	-34.0%

Source: Morningstar

Fund return range	Min.	Avg.	Max.
1 year return range	-21.2%	9.6%	40.1%
5 year return range (pa)	3.1%	8.8%	14.6%

### Fee information

Investment management fee	100% +
Administration costs	0.08%
On-going charges	<b>1.08%</b> +
Transaction costs	0.06%
<b>Total investment charges</b>	<b>1.14%</b>

For full details on fees and charges, please see Prospectus and Supplement.

# Nedgroup Investments Global Equity Fund

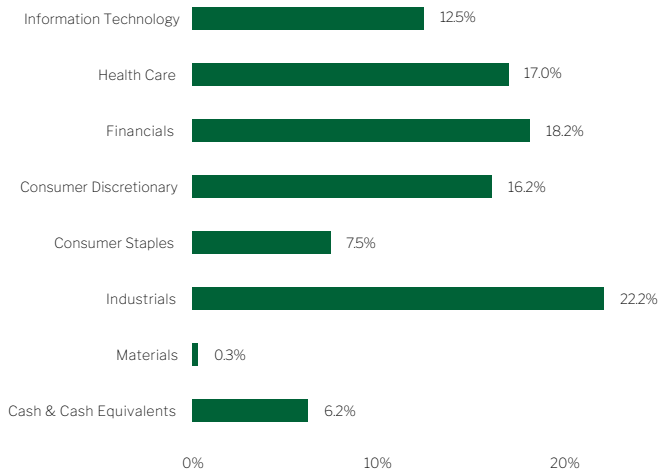


**NEDGROUP INVESTMENTS**

Class: C      Currency: USD      Date: As at 31 May 2026

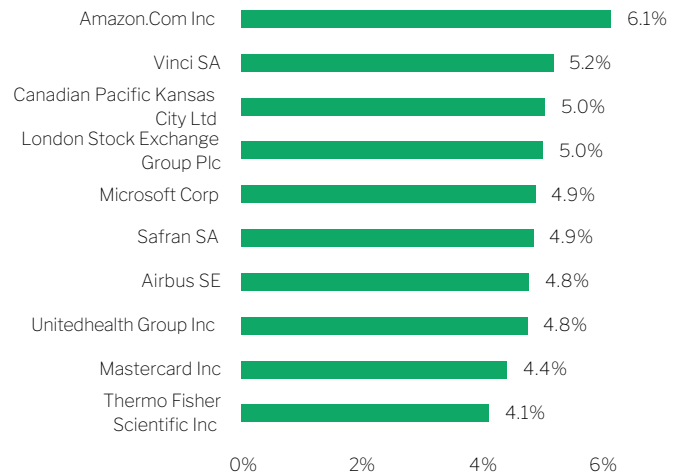
For Institutional clients only  
Marketing communication

## ▶ Sector allocation



Source: Morningstar, data to 31 May 2026

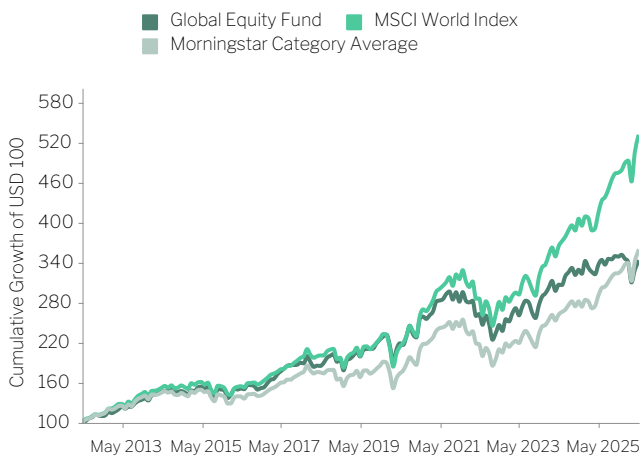
## ▶ Top 10 holdings



Source: , data to 31 May 2026

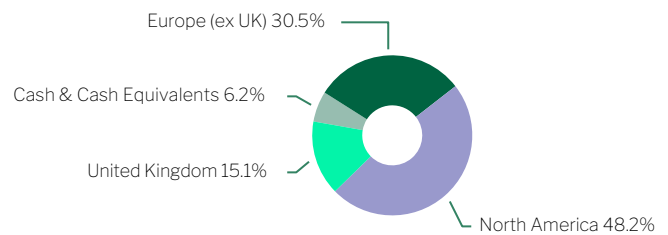
## ▶ Cumulative performance

Past Performance is not indicative of future performance and does not predict future return



Source: Morningstar, data to 31 May 2026

## ▶ Geographic diversification



Source: Morningstar, data to 31 May 2026

### About the Sub-Investment Manager

Veritas Asset Management is an independent asset management company based in the UK and established in 2003. The key investment objective is to deliver long term real returns for clients. Its philosophy combines a global thematic approach with a fundamental research process to construct unconstrained high-conviction portfolios of shares in the best quality companies. Veritas has managed the Global Equity Fund since 2010.

# Nedgroup Investments Global Equity Fund



**NEDGROUP  
INVESTMENTS**

Class: C      Currency: USD      Date: As at 31 May 2026

For Institutional clients only  
Marketing communication

## ▶ Definitions

- 1) Total Investment Charges (TIC) are the sum of the Ongoing Charges and the Transaction Costs (TC) and are expressed as a percentage of the total fund on an annual, rolling basis.
- 2) TC relate to the buying and selling costs for the underlying assets of the fund and are a necessary expense in the administration of the fund. Neither the TIC nor the TC should be considered in isolation as all returns may be impacted by other factors over time, including but not limited to market movements, fund type and the decisions of the Investment Manager(s).
- 3) TIC & TC are calculated on an annual basis but are subject to change subject to any market changes throughout the year which may impact the funds' future TIC. Higher TIC does not necessarily equate a lower return, nor does a lower TIC equate to a better return. The TIC may change, and as such the current TIC may not be an accurate indication of the future TIC.
- 4) The ongoing charge is a measure of the actual expenses incurred in the management of the Classes of the Sub-Fund. The ongoing charge shown is expressed as a percentage of the monthly average value of the portfolio calculated over a 12- month period as at the date shown. The current on-going charge cannot be used as an indication of future ongoing fees. A higher on-going fee does not necessarily imply a poor return, nor does a low on-going fee imply a good return. Additional costs, including transaction fees, will also be incurred. These costs are paid out by the Fund, which will impact on the overall return of the Fund.
- 5) The annualised total return is the average return earned by an investment each year over a given time period. Performance is calculated for the portfolio and individual investment performance may differ as a result of initial fees, the actual investment, the actual investment date, the date of any reinvestment and dividend withholding tax.

### Nedgroup Investments contact details

**Tel** | +44 (0) 1624 645150

**Toll Free** | 0800 999 160 (toll free from SA only)

**Email** | [helpdesk@nedgroupinvestments.com](mailto:helpdesk@nedgroupinvestments.com)

**Website** | [www.nedgroupinvestments.com](http://www.nedgroupinvestments.com)

**Address** | First Floor, St Mary's Court, 20 Hill Street, Douglas,  
Isle of Man, IM1 1EU, British Isles.

| Nedbank Clocktower, Clocktower Precinct,  
V&A Waterfront, Cape Town.

# Nedgroup Investments Global Equity Fund



**NEDGROUP  
INVESTMENTS**

Class: C      Currency: USD      Date: As at 31 May 2026

For Institutional clients only  
Marketing communication

## ▶ Disclaimer

This is a marketing communication. Please refer to the prospectus, the key investor information documents (the KIIDs/ PRIIPS KIDs) and the financial statements of Nedgroup Investments Funds plc (the Fund) before making any final investment decisions. These documents are available from Nedgroup Investments (IOM) Ltd (the Investment Manager) or via the website: [www.nedgroupinvestments.com](http://www.nedgroupinvestments.com), where the prospectus is available in English and the KIIDs/KIDs in English and the official languages of each country of registration.

This document is of a general nature and intended for information purposes only, it is not intended for distribution to any person or entity who is a citizen or resident of any country or other jurisdiction where such distribution, publication or use would be contrary to law or regulation. Whilst the Investment Manager has taken all reasonable steps to ensure that this document is accurate and current at the time of publication, we shall accept no responsibility or liability for any inaccuracies, errors or omissions relating to the information and topics covered in this document.

The Fund is authorised and regulated in Ireland by the Central Bank of Ireland. The Fund is authorised as a UCITS pursuant to the European Communities (Undertakings for Collective Investment in Transferable Securities) Regulations 2011 as amended and as may be amended, supplemented, or consolidated from time-to-time and any rules, guidance or notices made by the Central Bank which are applicable to the Fund. The Fund is domiciled in Ireland. Nedgroup Investment (IOM) Limited (reg no 57917C), the Investment Manager and Distributor of the Fund, is licensed by the Isle of Man Financial Services Authority. The Depositary of the Fund is Citi Depositary Services Ireland DAC, 1 North Wall Quay, Dublin 1, Ireland. The Administrator of the Fund is Citibank Europe plc, 1 North Wall Quay, Dublin 1, Ireland.

The sub-funds of the Fund (the Sub-Funds) are generally medium to long-term investments and the Investment Manager does not guarantee the performance of an investor's investment and even if forecasts about the expected future performance are included the investor will carry the investment and market risk, which includes the possibility of losing capital.

The price of shares may go down or up depending on fluctuations in financial markets outside of the control of the Investment Manager meaning an investor may not get back the amount invested. Past performance is not indicative of future performance and does not predict future returns. Risks and fees are outlined in the relevant Sub-Fund supplement. Prices are published on the Investment Managers website.

Distribution: The prospectus, the supplements, the KIIDs/PRIIPS KIDs, constitution, country specific appendix as well as the annual and semi-annual reports may be obtained free of charge in English for the prospectus and in English together with the relevant local languages for the KIIDs/KIDs from the country representative and the Investment Manager or at [www.nedgroupinvestments.com](http://www.nedgroupinvestments.com). The Investment Manager may decide to terminate the arrangements made for the marketing of its collective investment undertakings in accordance with Art 93a of Directive 2009/65/EC and Art 32a of Directive 2011/61/EU.

UK: Nedgroup Investment (UK) Limited (reg no 2627187), authorised and regulated by the Financial Conduct Authority, is the facilities agent. The Fund and certain of its sub-funds are recognised in accordance with Section 264 of the Financial Services and Markets Act 2000. Isle of Man: The Fund has been recognised under para 1 sch 4 of the Collective Investments Schemes Act 2008 of the Isle of Man. Isle of Man investors are not protected by statutory compensation arrangements in respect of the Fund.