

Nedgroup Investments Global Strategic Bond Fund



NEDGROUP INVESTMENTS

Class: D - Acc

Currency: USD

Date: As at 31 May 2026

Minimum Disclosure Document
Marketing communication

Performance indicator: Source:	Bloomberg Global Aggregate Bond Index USD Hedged Morningstar
Morningstar category: Source:	EAA Fund Global Bond - USD Hedged Morningstar
Domicile of fund:	Ireland
Inception dates:	09 January 2024
Class D USD:	09 January 2024
Fund size:	USD 286 million
Base currency:	USD
Minimum investment:	USD 50 million
Dealing:	Daily
Notice periods:	Subscriptions: T-0 14:00 Redemptions: T-0 14:00
Settlement periods:	Subscriptions: T+3 Redemptions: T+3
ISIN / SEDOL / BLOOMBERG:	IE000H9BC817 / BRF0445 / NDIGDUA:ID
SFDR classification:	Adheres to article 8
Recommended appropriate term:	Minimum 3 years

Portfolio attributes

Investment objectives

The sub-fund aims to provide a combination of capital growth and income over the long term by investing in global bonds.

Investment policy

- The Sub-Fund will invest in a diversified portfolio of global debt and fixed income securities.
- These securities, issued by government and/or corporate entities, may be denominated in various currencies and can be fixed or floating, rated or unrated.
- The portfolio may include high yield (non-investment grade) bonds, variable rate notes, treasury bills, convertible or non-convertible bonds/debentures, and preferred stock.
- The portfolio is actively managed and is not managed in reference to any benchmark, asset class restraints or a targeted return.

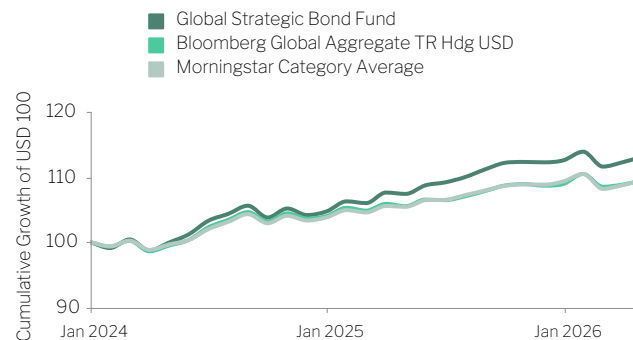
Fund related risks

- The value of investments may be affected by various factors impacting capital markets.
- Credit risks include, but are not limited to, issuers defaulting or having their credit rating downgraded which devalues the bonds they issue.
- Lower market liquidity may mean that the Sub-Fund is unable to find sufficient buyers to buy or sell underlying bonds.
- Derivatives may be used for hedging or efficient portfolio management but may lead to losses beyond the amount invested in a derivative; Risk protection is not guaranteed.
- Holding significant cash or near-cash may impact performance if markets rise during that period.
- For full details, please refer to the risk section in the Prospectus and KIID.

Performance profile

Cumulative performance

Past Performance is not indicative of future performance and does not predict future return



Source: Morningstar, data to 31 May 2026

Periodic performance

Past Performance is not indicative of future performance and does not predict future return

	YTD	1Y	Since Inception
Global Strategic Bond Fund D USD Acc	0.8%	5.3%	5.6%
Bloomberg Global Aggregate TR Hdg USD	0.8%	3.8%	4.1%
EAA Fund Global Diversified Bond - USD Hedged	0.6%	3.8%	4.0%

Source: Morningstar, data to 31 May 2026

Synthetic risk and reward indicator

Lower risk Higher risk



← Typically lower rewards Typically higher rewards →

For full details of risks, please refer to the risk section in the Prospectus and KIID.

Portfolio statistics	Fund	Index
Duration (years)	5.9	6.1
Portfolio yield (%)	4.7	3.8
Number of holdings	50	

Source: Bloomberg, Nedgroup Investments

Fund return range	Min.	Avg.	Max.
1 year return range	4.3%	6.5%	9.0%
3 year return range (pa)	N/A	N/A	N/A

Fee information

Investment management fee	0.30%
Administration costs	0.14%
On-going charges	0.44%
Transaction costs	0.10%
Total investment charges	0.54%

For full details on fees and charges, please see Prospectus and Supplement.

Nedgroup Investments Global Strategic Bond Fund



NEDGROUP INVESTMENTS

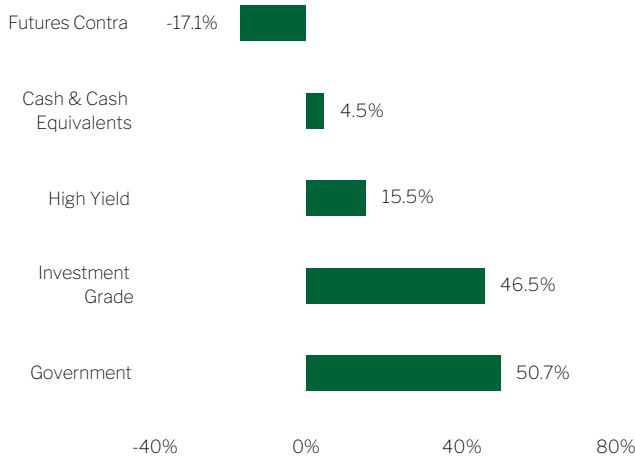
Class: D - Acc

Currency: USD

Date: As at 31 May 2026

Minimum Disclosure Document
Marketing communication

Asset allocation



Source: Morningstar, data to 31 May 2026

Top 10 holdings

United States Treasury Note/Bond 3.75% 12-2028	3.8%
United States Treasury Bill 0.0% 06-2026	3.5%
United States Treasury Note/Bond 3.75% 04-2028	3.5%
United Kingdom Gilt 4.0% 05-2029	3.0%
United States Treasury Bill 0.0% 06-2026	2.6%
United States Treasury Note/Bond 3.88% 03-2027	2.5%
United States Treasury Note/Bond 4.38% 01-2032	2.3%
Bundesrepublik Deutschland Bundesanleihe 4.75% 07-2034	2.1%
United States Treasury Note/Bond 4.62% 11-2055	2.0%
United States Treasury Note/Bond 4.25% 08-2035	2.0%
Total	27.3%

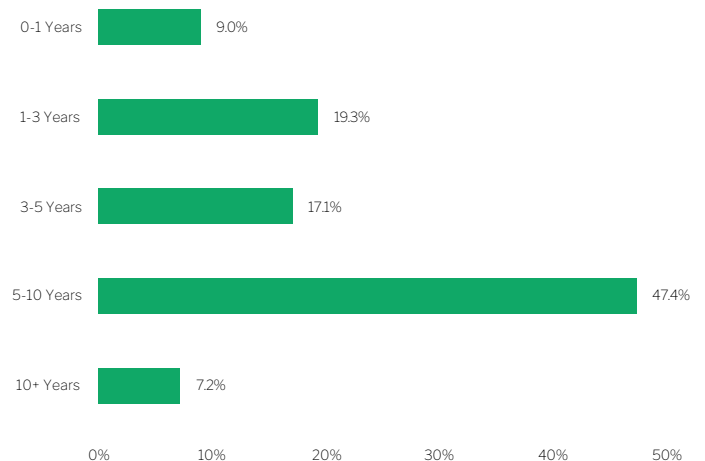
Source: , data to 31 May 2026

Credit quality

Rating Group	Total %
AAA	3.3%
AA	32.2%
A	27.3%
BBB	20.9%
BB	12.1%
B	4.1%

Source: Morningstar, data to 31 May 2026

Maturity breakdown



Source: Morningstar, data to 31 May 2026

About the Sub-Investment Manager

The Palomar Fixed Income Team is a boutique fund management team that was established in 2023 to manage the Nedgroup Global Strategic Bond Fund. Co-managed by industry veterans with a proven track record, Alex Ralph and David Roberts, the team focuses on the core of the fixed income market in order to provide stable returns over the longer term. The nimble boutique structure allows for quick decision making and efficient fund management, which alongside the expertise of the team, supports a portfolio that is designed to provide investors with stable fixed income returns.

Nedgroup Investments Global Strategic Bond Fund



**NEDGROUP
INVESTMENTS**

Class: D - Acc

Currency: USD

Date: As at 31 May 2026

Minimum Disclosure Document
Marketing communication

▶ Definitions

- 1) Total Investment Charges (TIC) are the sum of the Ongoing Charges and the Transaction Costs (TC) and are expressed as a percentage of the total fund on an annual, rolling basis.
- 2) TC relate to the buying and selling costs for the underlying assets of the fund and are a necessary expense in the administration of the fund. Neither the TIC nor the TC should be considered in isolation as all returns may be impacted by other factors over time, including but not limited to market movements, fund type and the decisions of the Investment Manager(s).
- 3) TIC & TC are calculated on an annual basis but are subject to change subject to any market changes throughout the year which may impact the funds' future TIC. Higher TIC does not necessarily equate a lower return, nor does a lower TIC equate to a better return. The TIC may change, and as such the current TIC may not be an accurate indication of the future TIC.
- 4) The ongoing charge is a measure of the actual expenses incurred in the management of the Classes of the Sub-Fund. The ongoing charge shown is expressed as a percentage of the monthly average value of the portfolio calculated over a 12- month period as at the date shown. The current on-going charge cannot be used as an indication of future ongoing fees. A higher on-going fee does not necessarily imply a poor return, nor does a low on-going fee imply a good return. Additional costs, including transaction fees, will also be incurred. These costs are paid out by the Fund, which will impact on the overall return of the Fund.
- 5) The annualised total return is the average return earned by an investment each year over a given time period. Performance is calculated for the portfolio and individual investment performance may differ as a result of initial fees, the actual investment, the actual investment date, the date of any reinvestment and dividend withholding tax.
- 6) Weighted Average Maturity: "Weighted Average Maturity means the weighted average of the remaining life of each instrument held in a portfolio until the principal value is repaid in full, disregarding interest and any discounts. This excludes those securities such as property that don't have a maturity date.
- 7) Gross Estimated Yield means the sum of all expected income from underlying instruments in the portfolio divided by the cumulative net asset value of the fund. The expected income amounts are approximate and based on market assumptions and forecasts. Actual returns may differ, based on changes in market values, interest rates and changes in costs actually experienced during the investment period.

Nedgroup Investments contact details

Tel | +44 (0) 1624 645150

Toll Free | 0800 999 160 (toll free from SA only)

Email | helpdesk@nedgroupinvestments.com

Website | www.nedgroupinvestments.com

Address | First Floor, St Mary's Court, 20 Hill Street, Douglas,
Isle of Man, IM1 1EU, British Isles.

| Nedbank Clocktower, Clocktower Precinct,
V&A Waterfront, Cape Town.

Nedgroup Investments Global Strategic Bond Fund



**NEDGROUP
INVESTMENTS**

Class: D - Acc

Currency: USD

Date: As at 31 May 2026

Minimum Disclosure Document
Marketing communication

▶ Disclaimer

This is a marketing communication. Please refer to the prospectus, the key investor information documents (the KIIDs/PRIIPS KIDs) and the financial statements of Nedgroup Investments Funds plc (the Fund) before making any final investment decisions. These documents are available from Nedgroup Investments (IOM) Ltd (the Investment Manager) or via the website: www.nedgroupinvestments.com, where the prospectus is available in English and the KIIDs/KIDs in English and the official languages of each country of registration.

This document is of a general nature and intended for information purposes only, it is not intended for distribution to any person or entity who is a citizen or resident of any country or other jurisdiction where such distribution, publication or use would be contrary to law or regulation. Whilst the Investment Manager has taken all reasonable steps to ensure that this document is accurate and current at the time of publication, we shall accept no responsibility or liability for any inaccuracies, errors or omissions relating to the information and topics covered in this document.

The Fund is authorised and regulated in Ireland by the Central Bank of Ireland. The Fund is authorised as a UCITS pursuant to the European Communities (Undertakings for Collective Investment in Transferable Securities) Regulations 2011 as amended and as may be amended, supplemented, or consolidated from time-to-time and any rules, guidance or notices made by the Central Bank which are applicable to the Fund. The Fund is domiciled in Ireland. Nedgroup Investment (IOM) Limited (reg no 57917C), the Investment Manager and Distributor of the Fund, is licensed by the Isle of Man Financial Services Authority. The Depositary of the Fund is Citi Depositary Services Ireland DAC, 1 North Wall Quay, Dublin 1, Ireland. The Administrator of the Fund is Citibank Europe plc, 1 North Wall Quay, Dublin 1, Ireland.

The sub-funds of the Fund (the Sub-Funds) are generally medium to long-term investments and the Investment Manager does not guarantee the performance of an investor's investment and even if forecasts about the expected future performance are included the investor will carry the investment and market risk, which includes the possibility of losing capital.

The price of shares may go down or up depending on fluctuations in financial markets outside of the control of the Investment Manager meaning an investor may not get back the amount invested. Past performance is not indicative of future performance and does not predict future returns. Risks and fees are outlined in the relevant Sub-Fund supplement. Prices are published on the Investment Managers website.

Distribution: The prospectus, the supplements, the KIIDs/PRIIPS KIDs, constitution, country specific appendix as well as the annual and semi-annual reports may be obtained free of charge in English for the prospectus and in English together with the relevant local languages for the KIIDs/KIDs from the country representative and the Investment Manager or at www.nedgroupinvestments.com. The Investment Manager may decide to terminate the arrangements made for the marketing of its collective investment undertakings in accordance with Art 93a of Directive 2009/65/EC and Art 32a of Directive 2011/61/EU.

Switzerland: The Representative is Acolin Fund Services AG, Maintower, Thurgauerstrasse 36/38, 8050 Zurich, Switzerland, whilst the Paying agent is Banque Heritage SA, Route de Chêne 61, CH-1211 Geneva 6. Nedgroup Investments (IOM) Limited is affiliated to the Swiss ombudsman: Verein Ombudsstelle Finanzdienstleister (OFD), Bleicherweg 10, CH-8002 Zurich.

UK: Nedgroup Investment (UK) Limited (reg no 2627187), authorised and regulated by the Financial Conduct Authority, is the facilities agent. The Fund and certain of its sub-funds are recognised in accordance with Section 264 of the Financial Services and Markets Act 2000.

Isle of Man: The Fund has been recognised under para 1 sch 4 of the Collective Investments Schemes Act 2008 of the Isle of Man. Isle of Man investors are not protected by statutory compensation arrangements in respect of the Fund.