

Nedgroup Investments Private Wealth Diversified Growth Fund



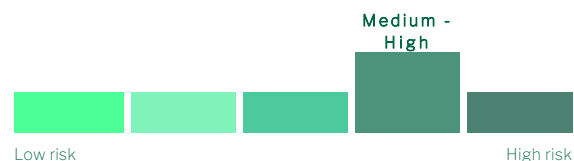
NEDBANK
PRIVATE WEALTH

Class: A

Date: As At 31 January 2024

Minimum Disclosure Document

Risk profile



Appropriate term

Minimum: 5 years

Risk measures

	Fund	Equity Index
Volatility (5 years)	10.9%	17.1%
Maximum drawdown (since inception)	-27.1%	-45.4%

Fund return range

	Min.	Avg.	Max.
1 year return range	-20.5%	12.8%	52.0%
5 year return range (pa)	-0.3%	10.5%	20.3%

Fund information

ASISA category

South African - Multi Asset - High Equity

Benchmark

55% FTSE/JSE SWIX40, 5% ALBI, 5% SAPY, 15% STEFI, 20% International Composite

Inception date

01 May 2004

Fund size

R 202 million

Regulation 28 compliant

Yes

Fee information

	Excl VAT	Incl VAT
Fund management fee	0.95%	1.09%
Fund expenses		0.36%
Total expense ratio		1.45%
Fund transacting costs		0.10%
Total investment charges		1.55%

Portfolio attributes



Investment objectives

- The portfolio seeks to balance real capital growth and income objectives through a blended allocation to risk assets and income yielding assets.
- Diversification across asset classes helps reduce risk and volatility relative to a general equity portfolio.
- The fund is suitable for investors who require specific exposure to both local and offshore assets, in a balanced manner, as part of their overall investment strategy.



Investment policy

- Our portfolios contain a foundation of quality assets.
- These are complemented by satellite investments that together aim to achieve defined, risk-managed investment outcomes for our clients.
- Equity exposure is limited to a maximum of 75% which helps reduce risk and volatility.
- The fund may also include international exposure on a limited and select basis and may also invest in participatory interests in portfolios of collective investment schemes.

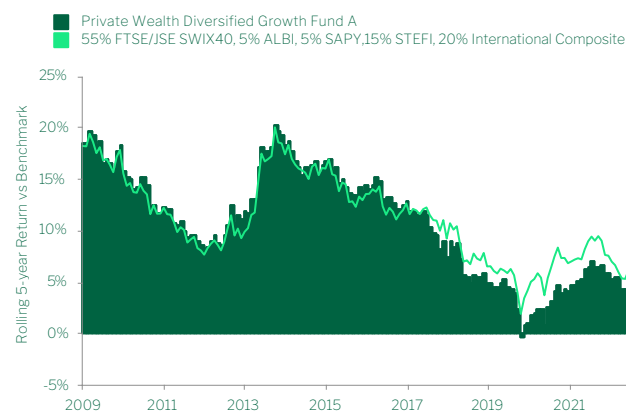


Fund related risks

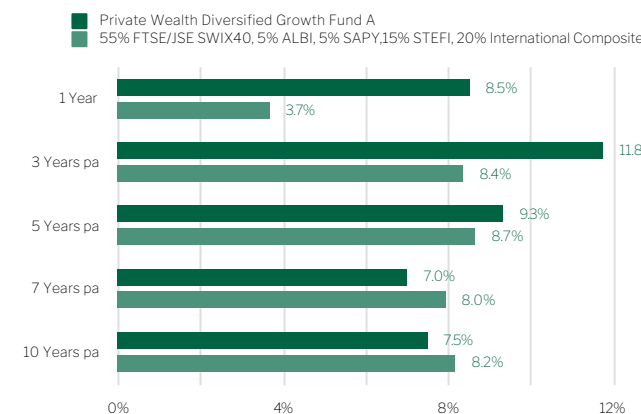
- Equity and property investments are volatile by nature and subject to potential capital loss.
- Fixed income instruments, including corporate and government bonds, may experience capital loss in the event an issuer defaults on their interest or principal payments.
- The portfolio may be subject to currency fluctuations due to its international exposure.

Performance profile

Rolling five year returns



Periodic performance¹



Nedgroup Investments Private Wealth Diversified Growth Fund



Class: A

Date: As At 31 January 2024

About the fund manager

Nedbank Private Wealth is predominantly focused on managing South African portfolios. They have a robust, proven investment process with a market-leading track record dating back to 2004. The cornerstones of their investment process are based on valuation, the assessment of quality and taking a long-term view. The team builds concentrated, but diversified portfolios that aim to deliver superior returns over three to seven year periods.

Investment philosophy



Nedbank Private Wealth focuses on evaluating earnings growth, dividend growth and the potential change in valuation ratings of a business.



They also have a strong focus on risk management, which is managed by position size and ensuring appropriate diversification.



Nedbank Private Wealth's investment philosophy is defined as: long-term, well considered.

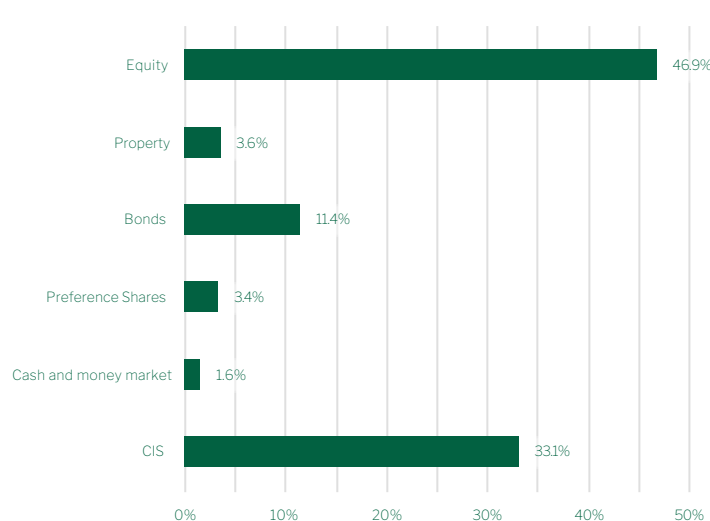


The process is built on making an assessment of the quality of an investment and paying a fair price by being valuation focused.



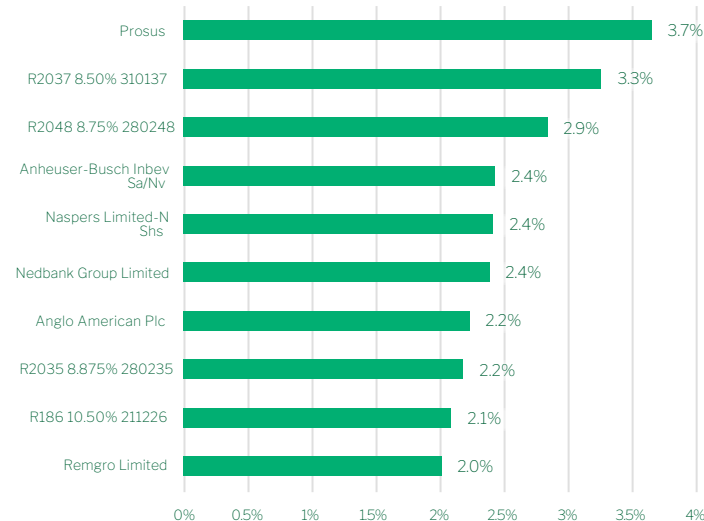
They have the patience and discipline to give an investment sufficient time to compound value over the investment horizon.

Portfolio structure



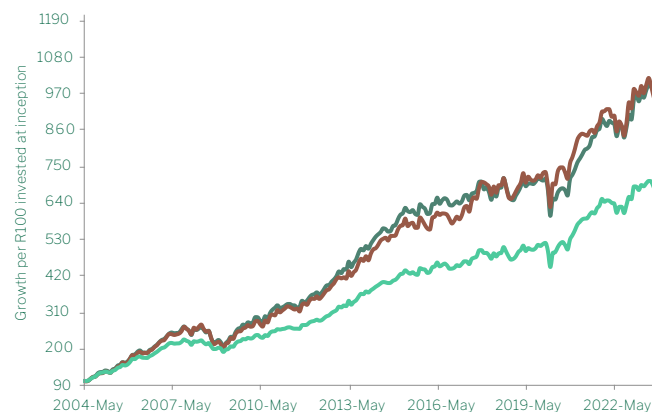
Minimum Disclosure Document

Top 10 holdings



Cumulative performance

■ Private Wealth Diversified Growth Fund A
■ 55% FTSE/JSE SWIX40, 5% ALBI, 5% SAPY, 15% STEFI, 20% International Composite
■ ASISA Category Average



Nedgroup Investments Private Wealth Diversified Growth Fund



Class: A

Date: As At 31 January 2024

Minimum Disclosure Document

► General information

Investment manager

Nedgroup Private Wealth (Pty) Ltd is authorised as a Financial Services Provider under the Financial Advisory and Intermediary Services Act (FSP No. 828).

Income distributions

Distribution frequency	Semi-annually
Latest distribution date	December 2023
Latest distribution	86.05 cpu
Previous 12 months	162.43 cpu

Definitions

- 1) The annualized total return is the average return earned by an investment each year over a given time period. Performance is calculated for the portfolio and individual investment performance may differ as a result of initial fees, the actual investment, the actual investment date, the date of reinvestment and dividend withholding tax. Due to the delayed release of inflation data, relevant benchmarks will lag by one month. Data source: © Morningstar Inc. All rights reserved.
- 2) Total Expense Ratio (TER), expressed as a percentage of the Fund class, relates to expenses incurred in the administration of the Fund class. A higher TER does not necessarily imply a poor return, nor does a low TER imply a good return. The current TER may not necessarily be an accurate indication of future TERs. Transaction Costs (TC), expressed as a percentage of the Fund class, relate to the costs incurred in buying and selling the underlying assets of the Fund class. TC are a necessary cost in administering the Fund class and impact Fund class returns. It should not be considered in isolation as returns may be impacted by other factors over time including market returns, the type of Fund, the investment decisions of the investment manager and the TER. The Total Investment Charges expressed as a percentage of the Fund class, relates to all investment costs of the Fund class. Both the TER and TC of the Fund class are calculated on an annualised basis, beginning 2020-10-01 and ending 2023-09-30. Where the Fund class is less than 3 years old, the TER and Transaction Costs cannot be determined accurately because of the short life span of the Financial Product. Calculations are based on actual data where possible and best estimates where actual data is not available.
- 3) The Equity Index referred to under Risk measure is the FTSE/JSE All Share Index (ALSI).

► Disclaimer

Nedgroup Collective Investments (RF) Proprietary Limited is an authorised Collective Investment Scheme Manger and the representative of Nedgroup Investments Funds PLC in terms of the Collective Investment Schemes Control Act 45 of 2002. It is also a member of the Association of Savings & Investment South Africa (ASISA).

The Standard Bank of South Africa Limited is the registered trustee. Contact details: Standard Bank, Po Box 54, Cape Town 8000. Email: Trustee-compliance@standardbank.co.za, Tel: 021 401 2002.

Collective Investments Schemes are generally medium to long term investments. The value of your investment may go down as well as up. Past performance is not necessarily a guide to future performance. Nedgroup Investments does not guarantee the performance of your investment and even if forecasts about the expected future performance are included you will carry the investment and market risk, which includes the possibility of losing capital.

Funds are valued daily at 15:00. Instructions must reach us before 14:00 (12:00 for money market funds) to ensure same day value. Prices are published daily on our website and in selected major newspapers.

Our funds are traded at ruling prices and can engage in borrowing and scrip lending. Some portfolios may hold foreign securities including foreign CIS funds. As a result, the fund may face material risks, which could include, foreign exchange risks, macro-economic risks and potential constraints on liquidity and the repatriation of funds, etc. Nedgroup Investments has the right to close funds to new investors in order to manage it more efficiently.

A schedule of all fees, charges and maximum financial planner fees is available on request.

Nedgroup Investments contact details

Tel 0800 111 263
Email contact@nedbankprivatewealth.co.za

For further information on the fund please visit: www.nedgroupinvestments.com