

# Nedgroup Investments Select Equity Fund of Funds



Class: B2

Date: As At 31 March 2025

Minimum Disclosure Document

## Risk profile



### Appropriate term

Minimum: 7 years

Risk measures	Fund	Equity Index
Volatility (5 years)	12.6%	15.0%
Maximum drawdown (since inception)	-36.7%	-35.2%

Fund return range	Min.	Avg.	Max.
1 year return range	-24.2%	6.6%	50.0%
7 year return range (pa)	3.8%	5.5%	7.8%

## Fund information

ISIN number	ZAE000198552
JSE code	NIXEF
ASISA category	South African - Multi Asset - Flexible
Benchmark	SA Inflation + 6.5%
Inception date	02 January 2015
Fund size	R 238 million
Regulation 28 compliant	No

Fee information	Excl VAT	Incl VAT
Fund management fee	0.93%	1.07%
Fund expenses		0.26%
<b>Total expense ratio</b>		<b>1.33%</b>
Fund transacting costs		0.52%
<b>Total investment charges</b>		<b>1.85%</b>

## Portfolio attributes



### Investment objectives

- Capital growth with short to medium term volatility and capital losses.
- Equally weighted blend of five equity funds.
- 80% allocation to active + 20% allocation to passive.
- Diversified across asset classes and investment styles.
- Rebalanced quarterly.



### Investment policy

- Pure equity portfolio biased to SA only mandates.
- Primarily equity in South Africa and offshore.
- Maximum 100% equity exposure.
- Offshore exposure limited to 45%.
- Derivative financial instruments are permitted.

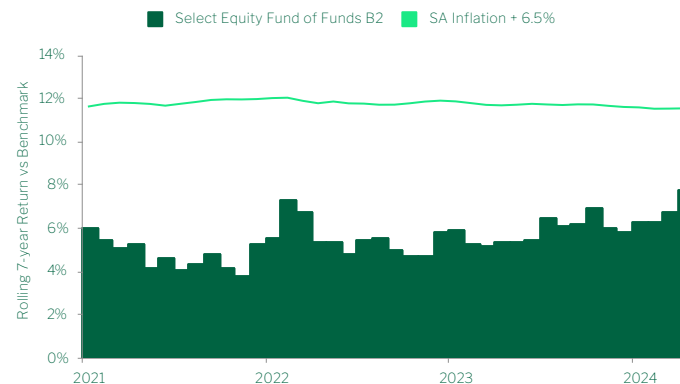


### Fund related risks

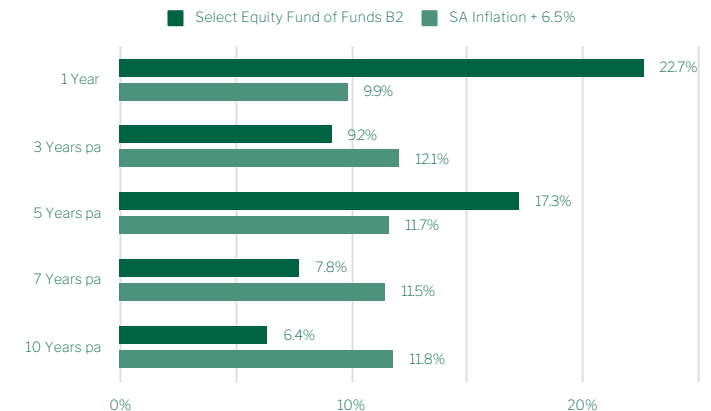
- Equity and property investments are volatile by nature and subject to potential capital loss. For credit and income instruments, while unlikely, capital loss may also occur due to an event like the default of an issuer.
- The portfolio may be subject to currency fluctuations due to its international exposure.

## Performance profile

### Rolling seven year returns



### Periodic performance<sup>1</sup>



# Nedgroup Investments Select Equity Fund of Funds



Class: B2

Date: As At 31 March 2025

Minimum Disclosure Document

## About the fund manager

Nedgroup Investments Multi-Manager is a dedicated asset management division within Nedgroup Investments that consists of a diverse team of investment professionals based in Cape Town and London. We specialise in asset allocation and fund manager research and base our investment decisions on fundamentally driven research.

## The Benefits of Investing with us



Simple and cost-efficient.



Diversified across asset classes and investment styles.



Combines passive and active investments.



Rebalanced quarterly.

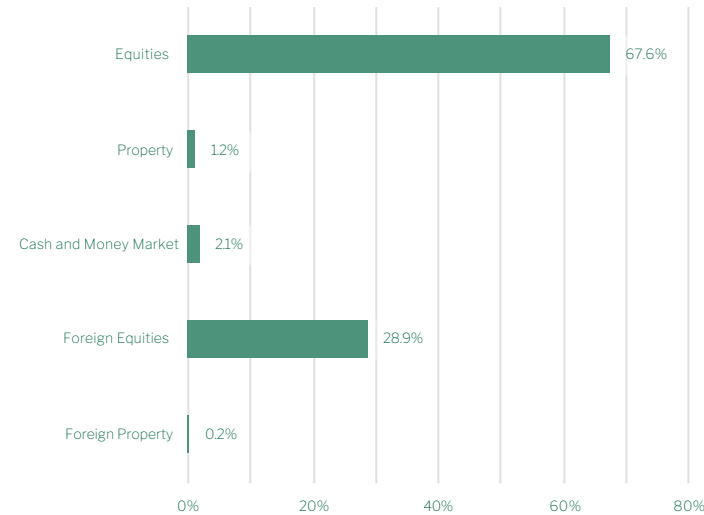


Tax-efficient.

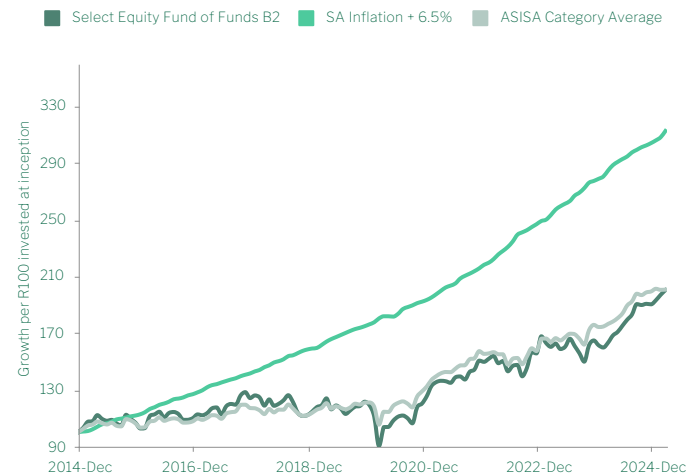


Ongoing manager due diligence performed.

## Portfolio structure



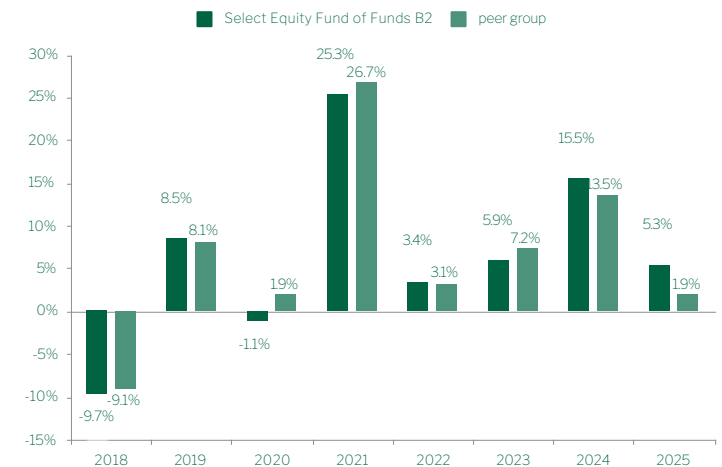
## Cumulative performance



## Manager selection

<b>Coronation Equity Fund</b>  <b>20%</b>	<b>M&amp;G Equity Fund</b>  <b>20%</b>	<b>Ninety One Equity Fund</b>  <b>20%</b>
<b>Truffle SCI General Equity Fund</b>  <b>20%</b>	<b>Nedgroup Investments Core SA Equity Fund</b>  <b>12%</b>	<b>Nedgroup Investments Core World Index Feeder Fund</b> <b>BLACKROCK®</b> <b>8%</b>

## Calendar year returns



# Nedgroup Investments Select Equity Fund of Funds



Class: B2

Date: As At 31 March 2025

Minimum Disclosure Document

## ► General information

### Investment manager

Nedgroup Investment Advisors (Pty) Ltd is authorised as a Financial Services Provider under the Financial Advisory and Intermediary Services Act (FSP No. 1652).

### Income distributions

<b>Distribution frequency</b>	Annually
<b>Latest distribution date</b>	December 2024
<b>Latest distribution</b>	62.83 cpu
<b>Previous 12 months</b>	62.83 cpu

### Definitions

- 1) The annualized total return is the average return earned by an investment each year over a given time period. Performance is calculated for the portfolio and individual investment performance may differ as a result of initial fees, the actual investment, the actual investment date, the date of reinvestment and dividend withholding tax. Due to the delayed release of inflation data, relevant benchmarks will lag by one month. Data source: © Morningstar Inc. All rights reserved.
- 2) Total Expense Ratio (TER), expressed as a percentage of the Fund class, relates to expenses incurred in the administration of the Fund class. The annual management fee includes fees charged by the underlying Funds into which the Fund of Funds invests. A higher TER does not necessarily imply a poor return, nor does a low TER imply a good return. The current TER may not necessarily be an accurate indication of future TERs. Transaction Costs (TC), expressed as a percentage of the Fund class, relate to the costs incurred in buying and selling the underlying assets of the Fund class. TC are a necessary cost in administering the Fund class and impact Fund class returns. It should not be considered in isolation as returns may be impacted by other factors over time including market returns, the type of Fund, the investment decisions of the investment manager and the TER. The Total Investment Charges expressed as a percentage of the Fund class, relates to all investment costs of the Fund class. Both the TER and TC of the Fund class are calculated on an annualised basis, beginning 2022-01-01 and ending 2024-12-31. Where the Fund class is less than 3 years old, the TER and Transaction Costs cannot be determined accurately because of the short life span of the Financial Product. Calculations are based on actual data where possible and best estimates where actual data is not available.
- 3) The Equity Index referred to under Risk measure is the FTSE/JSE All Share Index (ALSI).

## ► Disclaimer

Nedgroup Collective Investments (RF) Proprietary Limited is an authorised Collective Investment Scheme Manger and the representative of Nedgroup Investments Funds PLC in terms of the Collective Investment Schemes Control Act 45 of 2002. It is also a member of the Association of Savings & Investment South Africa (ASISA).

The Standard Bank of South Africa Limited is the registered trustee. Contact details: Standard Bank, PO Box 54, Cape Town 8000. Email: [Trustee-compliance@standardbank.co.za](mailto:Trustee-compliance@standardbank.co.za), Tel: 021 401 2002.

Collective Investments Schemes are generally medium to long term investments. The value of your investment may go down as well as up. Past performance is not necessarily a guide to future performance. Nedgroup Investments does not guarantee the performance of your investment and even if forecasts about the expected future performance are included you will carry the investment and market risk, which includes the possibility of losing capital.

Funds are valued daily at 15:00. Instructions must reach us before 14:00 (12:00 for money market funds) to ensure same day value. Prices are published daily on our website and in selected major newspapers.

Our funds are traded at ruling prices and can engage in borrowing and scrip lending. Some portfolios may hold foreign securities including foreign CIS funds. As a result, the fund may face material risks, which could include, foreign exchange risks, macro-economic risks and potential constraints on liquidity and the repatriation of funds, etc. Nedgroup Investments has the right to close funds to new investors in order to manage it more efficiently.

A schedule of all fees, charges and maximum financial planner fees is available on request. A fund of funds may only invest in other funds and a feeder fund may only invest in another single fund. Both will have funds that levy their own charges, which could result in a higher fee structure.

### Nedgroup Investments contact details

**Tel** 0800 123 263 (RSA only)  
**Tel** +27 21 412 2003 (Outside RSA)  
**Email** [clientservices@nedgroupinvestments.co.za](mailto:clientservices@nedgroupinvestments.co.za)

For further information on the fund please visit: [www.nedgroupinvestments.com](http://www.nedgroupinvestments.com)