

# Nedgroup Investments Stable Fund



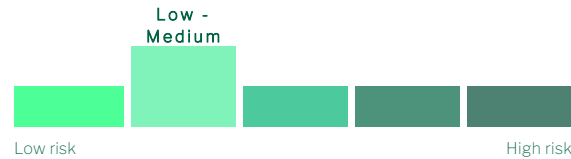
Class: A2

Date: As At 31 March 2025

For Institutional clients only

Minimum Disclosure Document

## Risk profile



### Appropriate term

Minimum: 3 years

### Risk measures

	Fund	Equity Index
Volatility (5 years)	6.3%	15.0%
Maximum drawdown (since inception)	-13.5%	-35.2%

### Fund return range

	Min.	Avg.	Max.
1 year return range	-0.3%	8.9%	20.0%
3 year return range (pa)	2.8%	8.1%	14.7%

## Fund information

ISIN number	ZAE000157020
JSE code	NISA
ASISA category	South African - Multi Asset - Low Equity
Benchmark	SA Inflation + 4%
Inception date	01 July 2011
Fund size	R 16.3 billion
Regulation 28 compliant	Yes

### Fee information

	Excl VAT	Incl VAT
Fund management fee	0.95%	1.09%
Fund expenses		0.40%
<b>Total expense ratio</b>		<b>1.49%</b>
Fund transacting costs		0.02%
<b>Total investment charges</b>		<b>1.51%</b>

## Portfolio attributes



### Investment objectives

- To achieve returns in line with SA inflation + 4% over rolling three year periods while protecting against capital losses over rolling one year periods. Returns are expected to be delivered through both income and capital growth.



### Investment policy

- Multiple asset class portfolio.
- Diversification across asset classes both locally and offshore.
- Offshore exposure will be limited as per South African Reserve Bank regulations, currently 45%.
- Maximum equity exposure of 40% helps to reduce risk and volatility relative to an average prudential portfolio.
- Derivatives may be used to reduce risk.

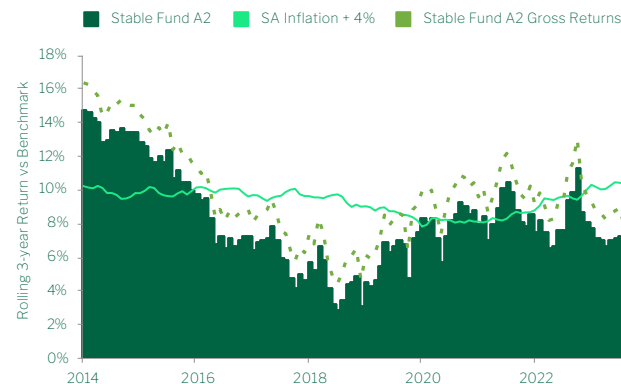


### Fund related risks

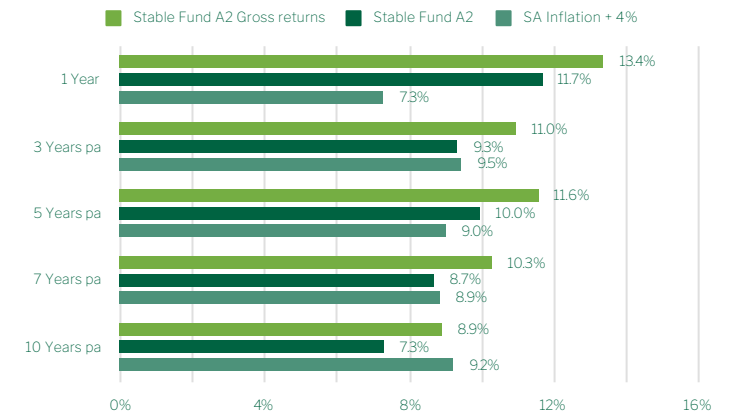
- Equity and property investments are volatile by nature and subject to potential capital loss.
- Fixed income instruments, including corporate and government bonds, may experience capital loss in the event an issuer defaults on their interest or principal payments.
- The portfolio may be subject to currency fluctuations due to its international exposure.

## Performance profile

### Rolling three year returns



### Periodic performance<sup>1</sup>



# Nedgroup Investments Stable Fund



Class: A2

Date: As At 31 March 2025

## About the fund manager

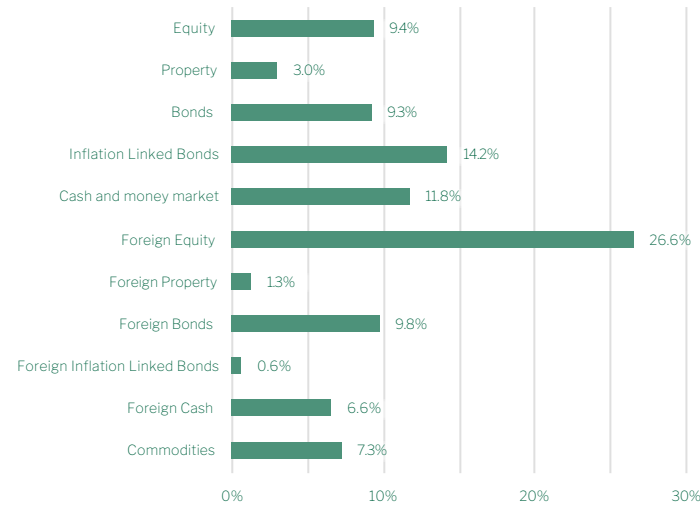
Foord Asset Management was founded in 1981 and has one of the longest track records in South Africa. Foord is a privately owned, independent asset management company with offices in South Africa and Singapore. They have developed a track record of producing consistent, inflation-beating long-term returns using a combination of sound asset allocation and security selection. Foord has managed the Stable Fund since inception in 2007.

## Investment philosophy

- Focused on preserving and growing clients' long-term savings in real terms.
- Essential to understand and manage risk, which is defined as permanent loss of capital not volatility.
- Foord invest through the cycle for the long term and patience is required.
- Safety first, with an emphasis on diversification to ensure portfolios are always balanced.
- Foord places significant emphasis on engagement with investee companies.

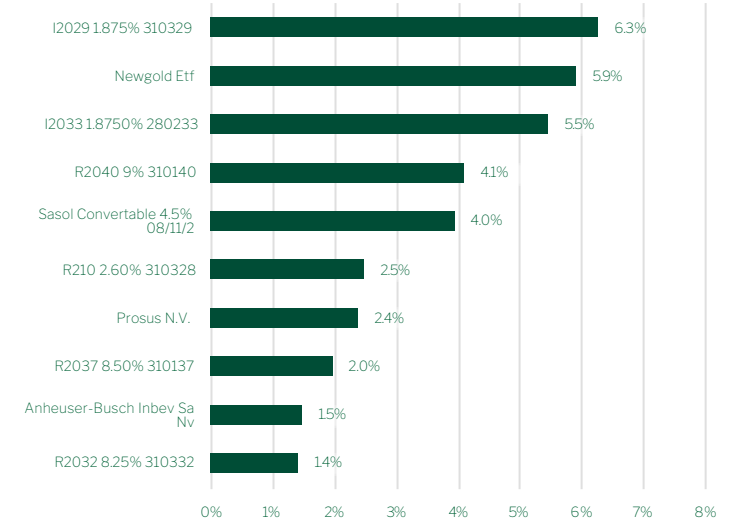
For Institutional clients only

## Portfolio structure

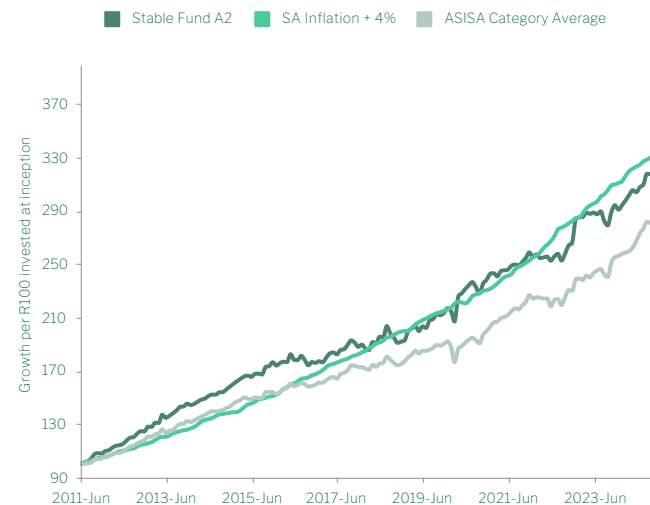


Minimum Disclosure Document

## Top 10 holdings



## Cumulative performance



# Nedgroup Investments Stable Fund



Class: A2      Date: As At 31 March 2025      For Institutional clients only      Minimum Disclosure Document

## ► General information

### Investment manager

Foord Asset Management (Pty) Ltd is authorised as a Financial Services Provider under the Financial Advisory and Intermediary Services Act (FSP No. 578).

### Income distributions

<b>Distribution frequency</b>	Semi-annually
<b>Latest distribution date</b>	December 2024
<b>Latest distribution</b>	3.07 cpu
<b>Previous 12 months</b>	6.50 cpu

### Definitions

- 1) The annualized total return is the average return earned by an investment each year over a given time period. Performance is calculated for the portfolio and individual investment performance may differ as a result of initial fees, the actual investment, the actual investment date, the date of reinvestment and dividend withholding tax. Due to the delayed release of inflation data, relevant benchmarks will lag by one month. Data source: © Morningstar Inc. All rights reserved.
- 2) Total Expense Ratio (TER), expressed as a percentage of the Fund class, relates to expenses incurred in the administration of the Fund class. A higher TER does not necessarily imply a poor return, nor does a low TER imply a good return. The current TER may not necessarily be an accurate indication of future TERs. Transaction Costs (TC), expressed as a percentage of the Fund class, relate to the costs incurred in buying and selling the underlying assets of the Fund class. TC are a necessary cost in administering the Fund class and impact Fund class returns. It should not be considered in isolation as returns may be impacted by other factors over time including market returns, the type of Fund, the investment decisions of the investment manager and the TER. The Total Investment Charges expressed as a percentage of the Fund class, relates to all investment costs of the Fund class. Both the TER and TC of the Fund class are calculated on an annualised basis, beginning 2022-01-01 and ending 2024-12-31. Where the Fund class is less than 3 years old, the TER and Transaction Costs cannot be determined accurately because of the short life span of the Financial Product. Calculations are based on actual data where possible and best estimates where actual data is not available.
- 3) The Equity Index referred to under Risk measure is the FTSE/JSE All Share Index (ALSI).

## ► Disclaimer

Nedgroup Collective Investments (RF) Proprietary Limited is an authorised Collective Investment Scheme Manger and the representative of Nedgroup Investments Funds PLC in terms of the Collective Investment Schemes Control Act 45 of 2002. It is also a member of the Association of Savings & Investment South Africa (ASISA).

The Standard Bank of South Africa Limited is the registered trustee. Contact details: Standard Bank, PO Box 54, Cape Town 8000. Email: [Trustee-compliance@standardbank.co.za](mailto:Trustee-compliance@standardbank.co.za), Tel: 021 401 2002.

Collective Investments Schemes are generally medium to long term investments. The value of your investment may go down as well as up. Past performance is not necessarily a guide to future performance. Nedgroup Investments does not guarantee the performance of your investment and even if forecasts about the expected future performance are included you will carry the investment and market risk, which includes the possibility of losing capital.

Funds are valued daily at 15:00. Instructions must reach us before 14:00 (12:00 for money market funds) to ensure same day value. Prices are published daily on our website and in selected major newspapers.

Our funds are traded at ruling prices and can engage in borrowing and scrip lending. Some portfolios may hold foreign securities including foreign CIS funds. As a result, the fund may face material risks, which could include, foreign exchange risks, macro-economic risks and potential constraints on liquidity and the repatriation of funds, etc. Nedgroup Investments has the right to close funds to new investors in order to manage it more efficiently.

A schedule of all fees, charges and maximum financial planner fees is available on request.

### Nedgroup Investments contact details

**Tel** 0800 123 263 (RSA only)  
**Tel** +27 21 412 2003 (Outside RSA)  
**Email** [clientservices@nedgroupinvestments.co.za](mailto:clientservices@nedgroupinvestments.co.za)

For further information on the fund please visit: [www.nedgroupinvestments.com](http://www.nedgroupinvestments.com)