

# Nedgroup Investments Multi-managed Future Focus Equity Fund



Class: A

Date: As At 30 April 2025

Minimum Disclosure Document

## Risk profile



### Appropriate term

Minimum: 7 years

### Risk measures

**Important note:** Risk related data will be available when the period since this fund class was launched is greater than 3 years.

### Fund return range

	Min.	Avg.	Max.
1 year return range	N/A	N/A	N/A
7 year return range (pa)	N/A	N/A	N/A

## Fund information

ISIN number	ZAE000342200
JSE code	NIFECA
ASISA category	South African - Equity - SA General
Benchmark	FTSE/JSE Capped SWIX All Share Index
Inception date	31 January 2025
Fund size	R 353 million
Regulation 28 compliant	No

### Fee information

	Excl VAT	Incl VAT
Fund management fee	0.85%	0.98%
Fund expenses		0.05%
<b>Total expense ratio</b>		<b>1.03%</b>
Fund transacting costs		0.06%
<b>Total investment charges</b>		<b>1.09%</b>

## Portfolio attributes



### Investment objectives

- The Nedgroup Investments Multi-Managed Future Focus Equity Fund is a pure SA listed equity unit trust fund designed to maximise long-term capital growth, while prioritising transformation, inclusivity, and sustainability.
- It seeks to transform the South African collective investment scheme industry with a future-focused approach, whereby transformed managers with a strong focus on diversity in thought, demonstrate that investing responsibly and incorporating sustainability into the investment process, does not compromise on investment performance.



### Investment policy

- The fund consists of three equally weighted segregated mandates, managed by Aeon Investment Management, Camissa Asset Management and Perpetua Investment Managers.
- These mandates are bespoke and exclusive to Nedgroup Investments.
- Primarily invests in South African equities.
- Minimum exposure of 75% of market value of portfolio invested in companies with carbon reduction strategies in place.



### Fund related risks

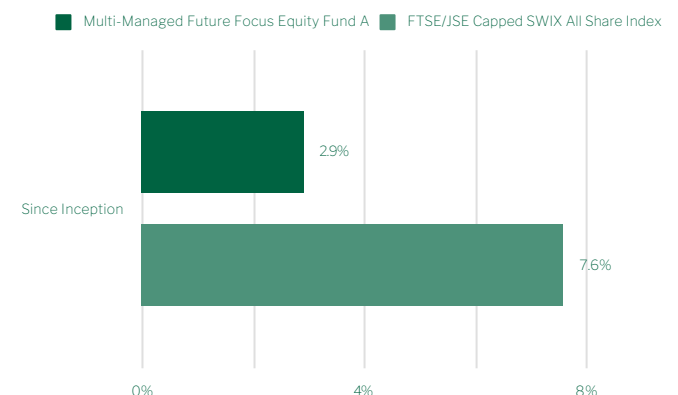
- Equity investments are volatile by nature and subject to potential capital loss.

## Performance profile

### Rolling seven year returns

**Important Note:** Historic rolling performance data will be available when the period since this fund class was launched is greater than the appropriate term.

### Periodic performance<sup>1</sup>



# Nedgroup Investments Multi-managed Future Focus Equity Fund



Class: A

Date: As At 30 April 2025

Minimum Disclosure Document

## About the fund manager

### Aeon Investment Management (Pty) Ltd

Aeon Investment Management, founded in 2005 in Cape Town, SA, is a boutique firm specialising in managing equity and absolute return portfolios. The company's investment philosophy is rooted in the belief that market inefficiencies can be capitalized on through a structured investment process that combines fundamental and quantitative analysis

### Camissa Asset Management (Pty) Ltd

Camissa Asset Management is a specialist investment firm, founded in 2001 in Cape Town, SA. Camissa's investment approach is characterised by deep, independent thinking in managing their equity and multi-asset class funds. The company aims for superior performance through disciplined processes and a culture of differentiated thinking.

### Perpetua Investment Managers (Pty) Ltd

Perpetua Investment Managers, founded in 2012 in Cape Town, SA, is an independent, owner-managed investment firm based in Cape Town. The company is committed to excellence in performance, conduct, and engagement, operating from a purpose-driven culture. Perpetua employs a thoughtful and rigorous long-term investment approach, focusing on bottom-up, fundamental research to identify mispriced and undervalued investments.

## Investment philosophy

▶ A pure South African equity portfolio, consisting of around 70 stocks, with concentrated Top 10 holdings.

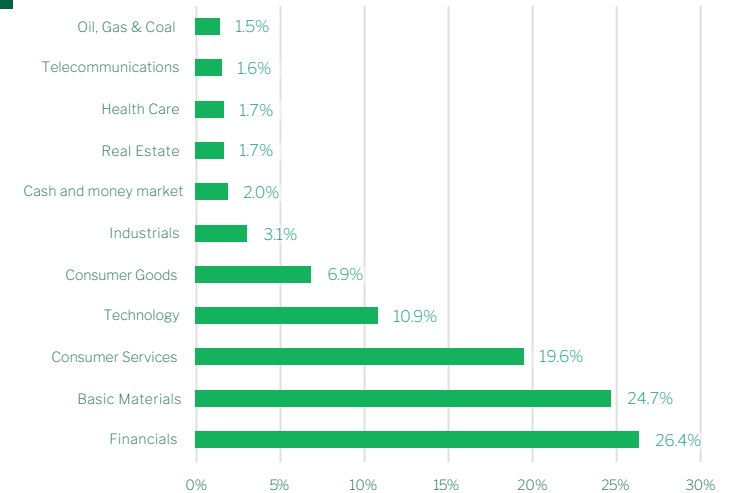
▶ Valuation-based approach for stock selection, with an integrated and considered ESG approach underpinning the investment process. The managers do not apply an exclusionary approach.

▶ A well-diversified portfolio that is both aligned to some key United Nations Sustainable Development Goals (SDGs) and leverages off Nedbank's Responsible Investment Framework.

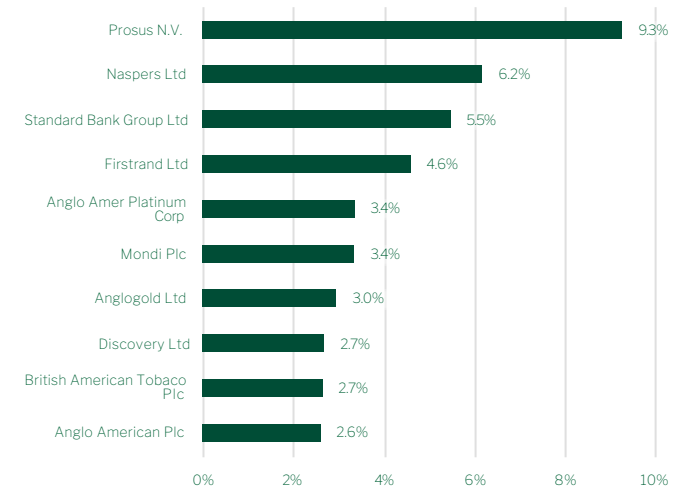
## Manager selection

Aeon Investment Management	Camissa Asset Management	Perpetua Investment Managers
33.3%	33.3%	33.3%

## Sector allocation



## Top 10 holdings



# Nedgroup Investments Multi-managed Future Focus Equity Fund



**Class:** A

**Date:** As At 30 April 2025

Minimum Disclosure Document

## ► General information

### Investment manager

Aeon Investment Management (Pty) Ltd is authorised as a Financial Services Provider under the Financial Advisory and Intermediary Services Act (FSP No. 27126).

Camissa Asset Management (Pty) Ltd is authorised as a Financial Services Provider under the Financial Advisory and Intermediary Services Act (FSP No. 8414).

Perpetua Investment Managers (Pty) Ltd is authorised as a Financial Services Provider under the Financial Advisory and Intermediary Services Act (FSP No. 29977).

### Income distributions

**Distribution frequency** Annually

**Latest distribution date**

**Latest distribution**

**Previous 12 months**

### Definitions

- 1) The annualized total return is the average return earned by an investment each year over a given time period. Performance is calculated for the portfolio and individual investment performance may differ as a result of initial fees, the actual investment, the actual investment date, the date of reinvestment and dividend withholding tax. Due to the delayed release of inflation data, relevant benchmarks will lag by one month. Data source: © Morningstar Inc. All rights reserved.
- 2) Total Expense Ratio (TER), expressed as a percentage of the Fund class, relates to expenses incurred in the administration of the Fund class. A higher TER does not necessarily imply a poor return, nor does a low TER imply a good return. The current TER may not necessarily be an accurate indication of future TERs. Transaction Costs (TC), expressed as a percentage of the Fund class, relate to the costs incurred in buying and selling the underlying assets of the Fund class. TC are a necessary cost in administering the Fund class and impact Fund class returns. It should not be considered in isolation as returns may be impacted by other factors over time including market returns, the type of Fund, the investment decisions of the investment manager and the TER. The Total Investment Charges expressed as a percentage of the Fund class, relates to all investment costs of the Fund class. Both the TER and TC of the Fund class are calculated on an annualised basis, beginning 2025-01-31 and ending 2025-01-31. Where the Fund class is less than 3 years old, the TER and Transaction Costs cannot be determined accurately because of the short life span of the Financial Product. Calculations are based on actual data where possible and best estimates where actual data is not available.
- 3) The Equity Index referred to under Risk measure is the FTSE/JSE All Share Index (ALSI).

## ► Disclaimer

Nedgroup Collective Investments (RF) Proprietary Limited is an authorised Collective Investment Scheme Manger and the representative of Nedgroup Investments Funds PLC in terms of the Collective Investment Schemes Control Act 45 of 2002. It is also a member of the Association of Savings & Investment South Africa (ASISA).

The Standard Bank of South Africa Limited is the registered trustee. Contact details: Standard Bank, PO Box 54, Cape Town 8000. Email: [Trustee-compliance@standardbank.co.za](mailto:Trustee-compliance@standardbank.co.za), Tel: 021 401 2002.

Collective Investments Schemes are generally medium to long term investments. The value of your investment may go down as well as up. Past performance is not necessarily a guide to future performance. Nedgroup Investments does not guarantee the performance of your investment and even if forecasts about the expected future performance are included you will carry the investment and market risk, which includes the possibility of losing capital.

Funds are valued daily at 15:00. Instructions must reach us before 14:00 (12:00 for money market funds) to ensure same day value. Prices are published daily on our website and in selected major newspapers.

Our funds are traded at ruling prices and can engage in borrowing and scrip lending. Some portfolios may hold foreign securities including foreign CIS funds. As a result, the fund may face material risks, which could include, foreign exchange risks, macro-economic risks and potential constraints on liquidity and the repatriation of funds, etc. Nedgroup Investments has the right to close funds to new investors in order to manage it more efficiently.

A schedule of all fees, charges and maximum financial planner fees is available on request.

### Nedgroup Investments contact details

**Tel** 0800 123 263 (RSA only)  
**Tel** +27 21 412 2003 (Outside RSA)  
**Email** [clientservices@nedgroupinvestments.co.za](mailto:clientservices@nedgroupinvestments.co.za)

For further information on the fund please visit: [www.nedgroupinvestments.com](http://www.nedgroupinvestments.com)