

# Nedgroup Investments Core World Index Feeder Fund



Class: C

Date: As At 30 June 2025

Minimum Disclosure Document

## Risk profile



### Appropriate term

Minimum: 7 years

### Risk measures

**Important note:** Risk related data will be available when the period since this fund class was launched is greater than 3 years.

## Fund information

ISIN number	ZAE000328274
JSE code	NWFFCC
ASISA category	Global - Equity - General
Benchmark	MSCI World Index
Inception date	01 November 2023
Fund size	R 1.9 billion
Regulation 28 compliant	No

### Fee information

	Excl VAT	Incl VAT
Fund management fee	0.45%	0.52%
Fund expenses		0.02%
<b>Total expense ratio</b>		<b>0.54%</b>
Fund transacting costs		0.00%
<b>Total investment charges</b>		<b>0.54%</b>

## Portfolio attributes



### Investment objectives

- The fund aims to produce long term capital growth by investing in a broad range of listed developed market equity securities.



### Investment policy

- The fund may invest solely in a single portfolio of a collective investment scheme operating outside South Africa or assets in liquid form.
- Currently the single portfolio is the iShares Developed World Index Fund.



### Fund related risks

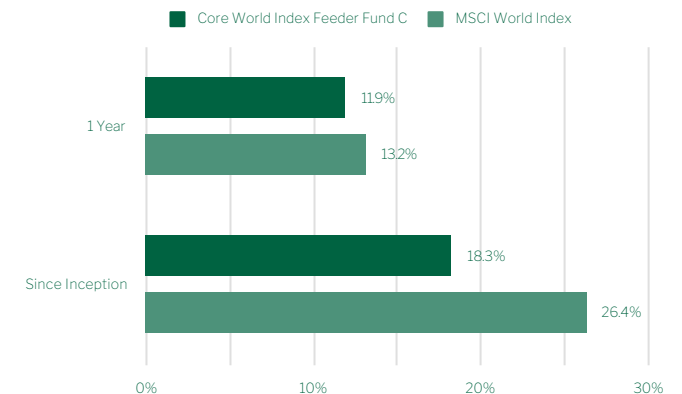
- The portfolio holdings are based in US dollars and the fund price will be subject to fluctuations in the USD to ZAR exchange rate.
- Equity investments are volatile by nature and subject to potential capital loss.

## Performance profile

### Rolling seven year returns

**Important Note:** Historic rolling performance data will be available when the period since this fund class was launched is greater than the appropriate term.

### Periodic performance<sup>1</sup>



# Nedgroup Investments Core World Index Feeder Fund



Class: C

Date: As At 30 June 2025

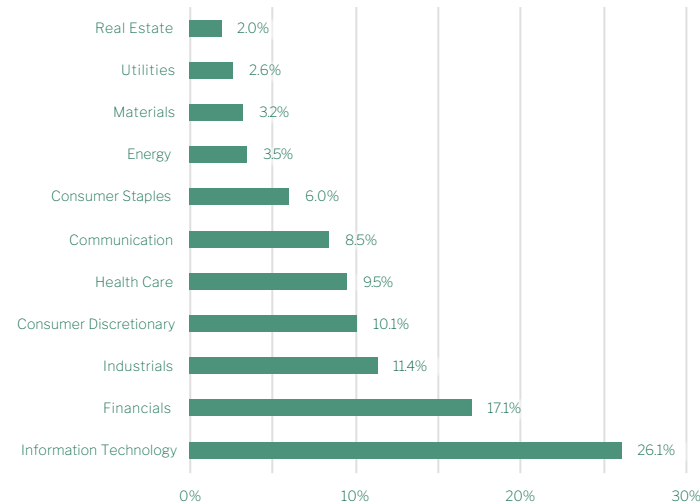
## About the fund manager

BlackRock Investment Management is the world's largest independent asset management firm and have pioneered and led the index fund market since the 1970s. The Core Global Fund is implemented along BlackRock's Total Performance Investment Philosophy which consists of constructing a solution that maximises the total return of a portfolio by considering the performance, cost and tax implications of different underlying building blocks. They have been managing the Core World Equity Fund since its inception in 2023.

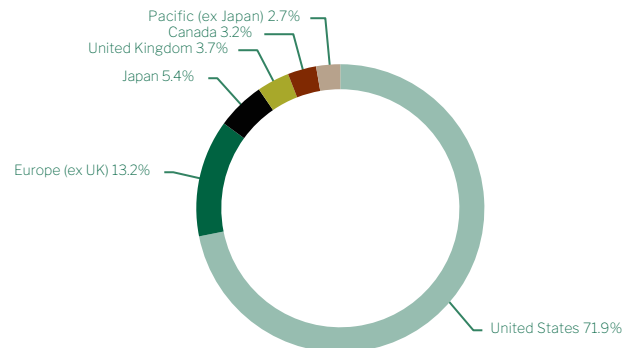
## Investment philosophy

- Dedicated Responsible Investment teams that focus on voting, engagement and thought leadership.
- Designed to provide investors with low cost exposure to the Developed Market Equities.
- This design takes investor behaviour, risk management and implementation into account.
- Cost and tax efficiently implemented by our Best of Breed partner Blackrock Investment Management.

## Portfolio structure

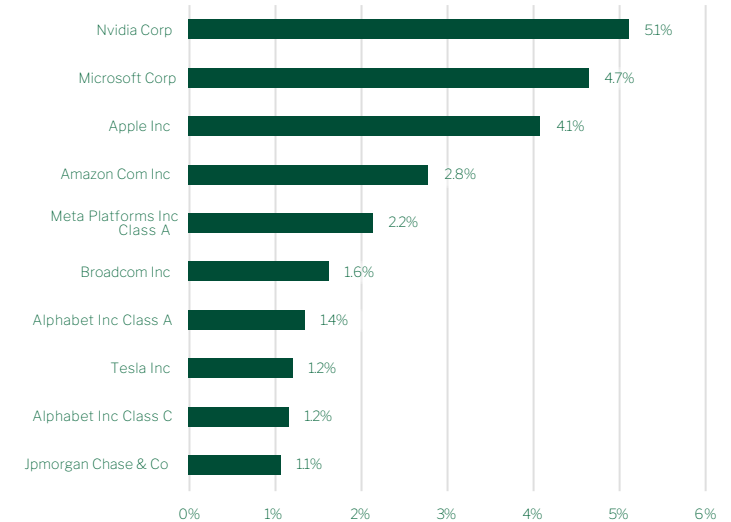


## Geographic diversification



## Minimum Disclosure Document

## Top 10 holdings



## Benefits of diversification on risk and return

Asset class	Return (pa)				Volatility (7 years)
	1 year	3 years	5 years	7 years	
Foreign equity	13.1%	20.6%	14.2%	15.0%	15.1%
Foreign property	8.2%	6.4%	5.6%	6.0%	17.4%
Foreign bonds	6.0%	5.6%	-0.7%	4.4%	13.6%
Foreign ILB	4.2%	3.9%	-0.6%	4.3%	13.8%
Foreign Cash	6.3%	9.3%	4.1%	6.2%	12.9%

# Nedgroup Investments Core World Index Feeder Fund



Class: C

Date: As At 30 June 2025

Minimum Disclosure Document

## ► Definitions

- 1) The annualized total return is the average return earned by an investment each year over a given time period. Performance is calculated for the portfolio and individual investment performance may differ as a result of initial fees, the actual investment, the actual investment date, the date of reinvestment and dividend withholding tax. Due to the delayed release of inflation data, relevant benchmarks will lag by one month. Data source: © Morningstar Inc. All rights reserved.
- 2) Total Expense Ratio (TER), expressed as a percentage of the Fund class, relates to expenses incurred in the administration of the Fund class. The annual management fee includes fees charged by the offshore Fund into which the Feeder Fund invests. A higher TER does not necessarily imply a poor return, nor does a low TER imply a good return. The current TER may not necessarily be an accurate indication of future TERs. Transaction Costs (TC), expressed as a percentage of the Fund class, relate to the costs incurred in buying and selling the underlying assets of the Fund class. TC are a necessary cost in administering the Fund class and impact Fund class returns. It should not be considered in isolation as returns may be impacted by other factors over time including market returns, the type of Fund, the investment decisions of the investment manager and the TER. The Total Investment Charges expressed as a percentage of the Fund class, relates to all investment costs of the Fund class. Both the TER and TC of the Fund class are calculated on an annualised basis, beginning 2022-04-01 and ending 2025-03-31. Where the Fund class is less than 3 years old, the TER and Transaction Costs cannot be determined accurately because of the short life span of the Financial Product. Calculations are based on actual data where possible and best estimates where actual data is not available.
- 3) The Equity Index referred to under Risk measure is the FTSE/JSE All Share Index (ALSI).
- 4) The asset class performance table uses the following benchmarks to measure performance: MSCI All Country World Index (ACWI) for foreign equity. FTSE EPRA/NAREIT Developed Index for foreign property. Bloomberg Global Aggregate Bond Index for foreign bond, Bloomberg Global ILB Index for foreign inflation linked bonds and Composite USD/GBP/EUR Libor for foreign cash.

## ► Disclaimer

Nedgroup Collective Investments (RF) Proprietary Limited is an authorised Collective Investment Scheme Manger and the representative of Nedgroup Investments Funds PLC in terms of the Collective Investment Schemes Control Act 45 of 2002. It is also a member of the Association of Savings & Investment South Africa (ASISA).

The Standard Bank of South Africa Limited is the registered trustee. Contact details: Standard Bank, PO Box 54, Cape Town 8000. Email: [Trustee-compliance@standardbank.co.za](mailto:Trustee-compliance@standardbank.co.za), Tel: 021 401 2002.

Collective Investments Schemes are generally medium to long term investments. The value of your investment may go down as well as up. Past performance is not necessarily a guide to future performance. Nedgroup Investments does not guarantee the performance of your investment and even if forecasts about the expected future performance are included you will carry the investment and market risk, which includes the possibility of losing capital.

Funds are valued daily at 15:00. Instructions must reach us before 14:00 (12:00 for money market funds) to ensure same day value. Prices are published daily on our website and in selected major newspapers.

Our funds are traded at ruling prices and can engage in borrowing and scrip lending. Some portfolios may hold foreign securities including foreign CIS funds. As a result, the fund may face material risks, which could include, foreign exchange risks, macro-economic risks and potential constraints on liquidity and the repatriation of funds, etc. Nedgroup Investments has the right to close funds to new investors in order to manage it more efficiently.

A schedule of all fees, charges and maximum financial planner fees is available on request. A fund of funds may only invest in other funds and a feeder fund may only invest in another single fund. Both will have funds that levy their own charges, which could result in a higher fee structure.

## Nedgroup Investments contact details

**Tel** 0800 123 263 (RSA only)  
**Tel** +27 21 412 2003 (Outside RSA)  
**Email** [clientservices@nedgroupinvestments.co.za](mailto:clientservices@nedgroupinvestments.co.za)

For further information on the fund please visit: [www.nedgroupinvestments.com](http://www.nedgroupinvestments.com)