

Nedgroup Investments SA Equity Fund



NEDGROUP INVESTMENTS

Class: A2

Date: As At 30 April 2026

Minimum Disclosure Document

Risk profile



Appropriate term

Minimum: 7 years

Risk measures

	Fund	Equity Index
Volatility (5 years)	13.2%	14.0%
Maximum drawdown (since inception)	-40.2%	-35.2%

Fund return range

	Min.	Avg.	Max.
1 year return range	-26.8%	10.3%	62.5%
7 year return range (pa)	5.0%	7.9%	14.7%

Fund information

ISIN number	ZAE000188710
JSE code	LEPA2
ASISA category	South African - Equity - SA General
Benchmark	FTSE/JSE All Share Capped Index (J433T history)
Inception date	27 March 2014
Fund size	R 6.0 billion
Regulation 28 compliant	No

Fee information

	Excl VAT	Incl VAT
Fund management fee	1.25%	1.44%
Fund expenses		0.02%
Total expense ratio		1.46%
Fund transacting costs		0.21%
Total investment charges		1.67%

Portfolio attributes



Investment objectives

- The primary investment objective of the fund is long-term capital growth.
- Suited for investors who require exposure to listed South African equity securities.



Investment policy

- A concentrated share portfolio selected from the FTSE/JSE Capped All Share Index.
- Active investment approach to portfolio management using a valuation-based framework.
- Can invest in listed and unlisted financial instruments, in accordance with the provision of the Act, and the Regulations.

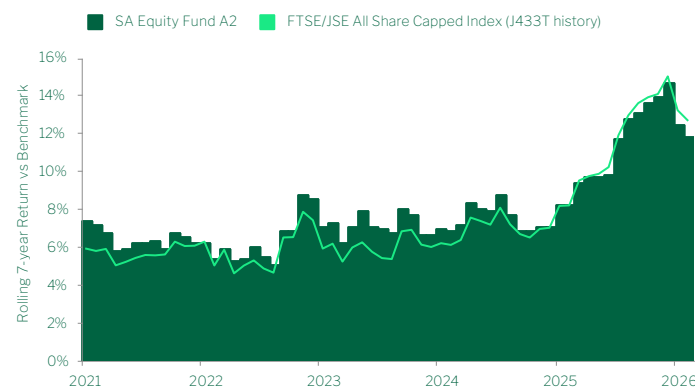


Fund related risks

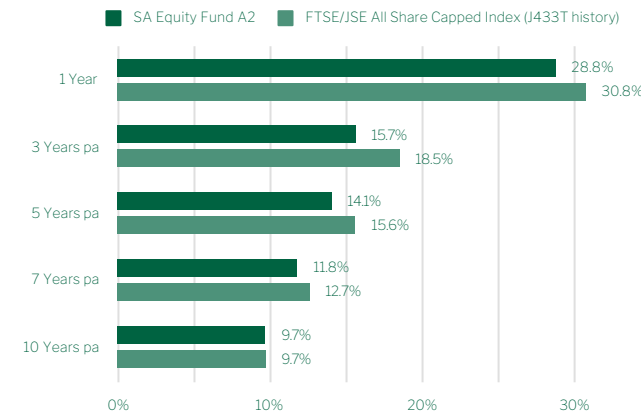
- Equity investments are volatile by nature and subject to potential capital loss.

Performance profile

Rolling seven year returns



Periodic performance¹



Nedgroup Investments SA Equity Fund



Class: A2

Date: As At 30 April 2026

Minimum Disclosure Document

About the fund manager

Laurium Capital is an independently owned investment manager that was founded in 2008. The broad investment team is comprised of experienced analysts covering listed companies in South Africa and the Rest of Africa. This team utilises real-time communication technology to ensure continuous and robust debate. The South African equity strategy is a core part of the business and incorporates the teams experience of managing hedge fund strategies. Laurium has managed the SA Equity Fund since inception in 2014.

Investment philosophy

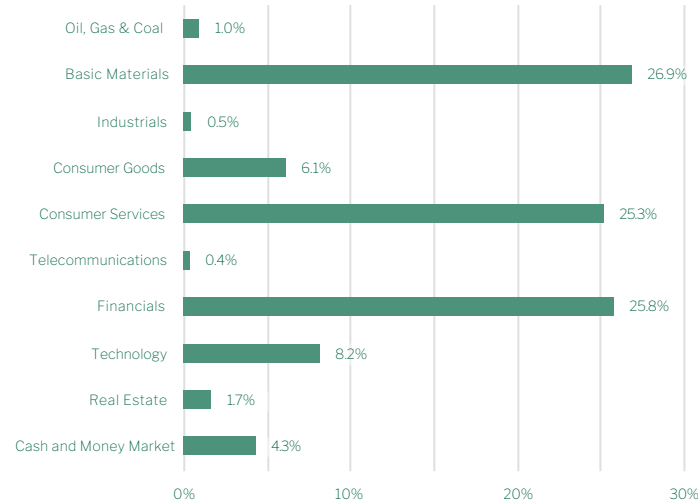
Identifying and taking advantage of economic cycles and market trends is an important component of the investment process.

The focus is predominantly on individual stock selection to create a concentrated portfolio.

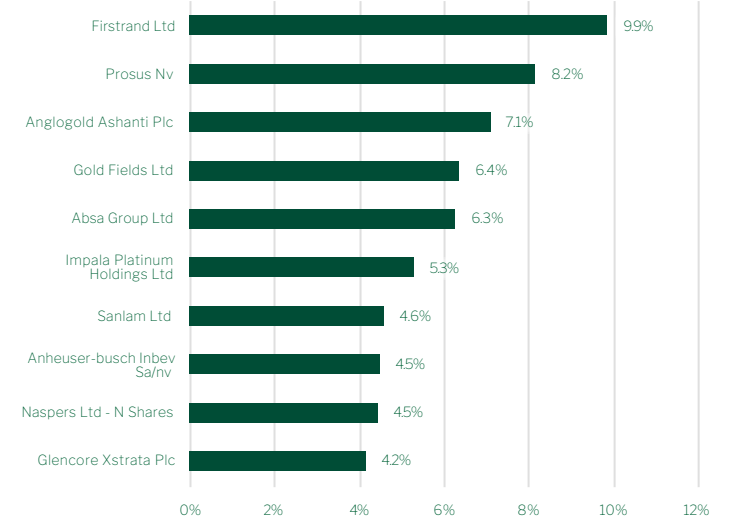
Laurium systematically evaluate each share, utilising both absolute and relative valuation methodologies.

Macro-economic considerations are an essential overlay to portfolio construction and risk management.

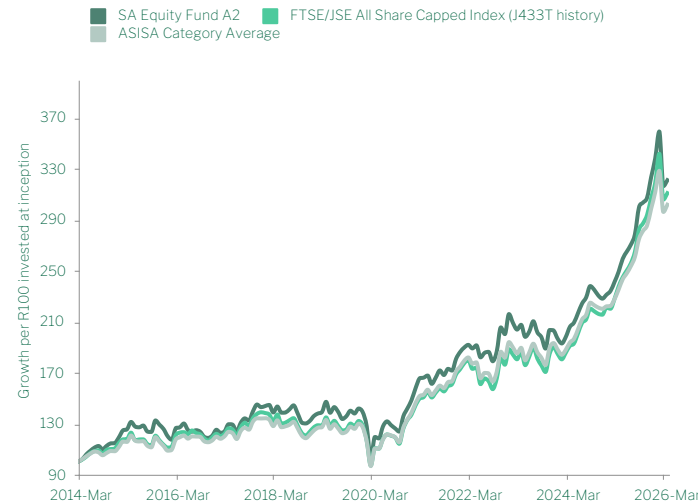
Portfolio structure



Top 10 holdings



Cumulative performance



Nedgroup Investments SA Equity Fund



Class: A2

Date: As At 30 April 2026

Minimum Disclosure Document

▶ General information

Investment manager

Laurium Capital (Pty) Ltd is authorised as a Financial Services Provider under the Financial Advisory and Intermediary Services Act (FSP No. 34142).

Income distributions

Distribution frequency	Annually
Latest distribution date	December 2025
Latest distribution	5.70 cpu
Previous 12 months	5.70 cpu

Definitions

- 1) The annualized total return is the average return earned by an investment each year over a given time period. Performance is calculated for the portfolio and individual investment performance may differ as a result of initial fees, the actual investment, the actual investment date, the date of reinvestment and dividend withholding tax. Due to the delayed release of inflation data, relevant benchmarks will lag by one month. Data source: © Morningstar Inc. All rights reserved.
- 2) Total Expense Ratio (TER), expressed as a percentage of the Fund class, relates to expenses incurred in the administration of the Fund class. A higher TER does not necessarily imply a poor return, nor does a low TER imply a good return. The current TER may not necessarily be an accurate indication of future TERs. Transaction Costs (TC), expressed as a percentage of the Fund class, relate to the costs incurred in buying and selling the underlying assets of the Fund class. TC are a necessary cost in administering the Fund class and impact Fund class returns. It should not be considered in isolation as returns may be impacted by other factors over time including market returns, the type of Fund, the investment decisions of the investment manager and the TER. The Total Investment Charges expressed as a percentage of the Fund class, relates to all investment costs of the Fund class. Both the TER and TC of the Fund class are calculated on an annualised basis, beginning 2023-01-01 and ending 2025-12-31. Where the Fund class is less than 3 years old, the TER and Transaction Costs cannot be determined accurately because of the short life span of the Financial Product. Calculations are based on actual data where possible and best estimates where actual data is not available.
- 3) The Equity Index referred to under Risk measure is the FTSE/JSE All Share Index (ALSI).
- 4) Benchmark data since inception to 30 November 2025 refers to the FTSE/JSE Capped SWIX Index (J403). Benchmark data from 01 December 2025 refers to the FTSE/JSE Capped All Share Index (J303).

▶ Disclaimer

Nedgroup Collective Investments (RF) Proprietary Limited is an authorised Collective Investment Scheme Manger and the representative of Nedgroup Investments Funds PLC in terms of the Collective Investment Schemes Control Act 45 of 2002. It is also a member of the Association of Savings & Investment South Africa (ASISA).

The Standard Bank of South Africa Limited is the registered trustee. Contact details: Standard Bank, PO Box 54, Cape Town 8000. Email: Trustee-compliance@standardbank.co.za, Tel: 021 401 2002.

Collective Investments Schemes are generally medium to long term investments. The value of your investment may go down as well as up. Past performance is not necessarily a guide to future performance. Nedgroup Investments does not guarantee the performance of your investment and even if forecasts about the expected future performance are included you will carry the investment and market risk, which includes the possibility of losing capital.

Funds are valued daily at 15:00. Instructions must reach us before 14:00 (12:00 for money market funds) to ensure same day value. Prices are published daily on our website and in selected major newspapers.

Our funds are traded at ruling prices and can engage in borrowing and scrip lending. Some portfolios may hold foreign securities including foreign CIS funds. As a result, the fund may face material risks, which could include, foreign exchange risks, macro-economic risks and potential constraints on liquidity and the repatriation of funds, etc. Nedgroup Investments has the right to close funds to new investors in order to manage it more efficiently.

A schedule of all fees, charges and maximum financial planner fees is available on request.

Nedgroup Investments contact details

Tel 0800 123 263 (RSA only)
Tel +27 21 412 2003 (Outside RSA)
Email clientservices@nedgroupinvestments.co.za

For further information on the fund please visit: www.nedgroupinvestments.com