



Quarterly review

Nedgroup Investments Core Guarded Fund

As at 30 September 2020

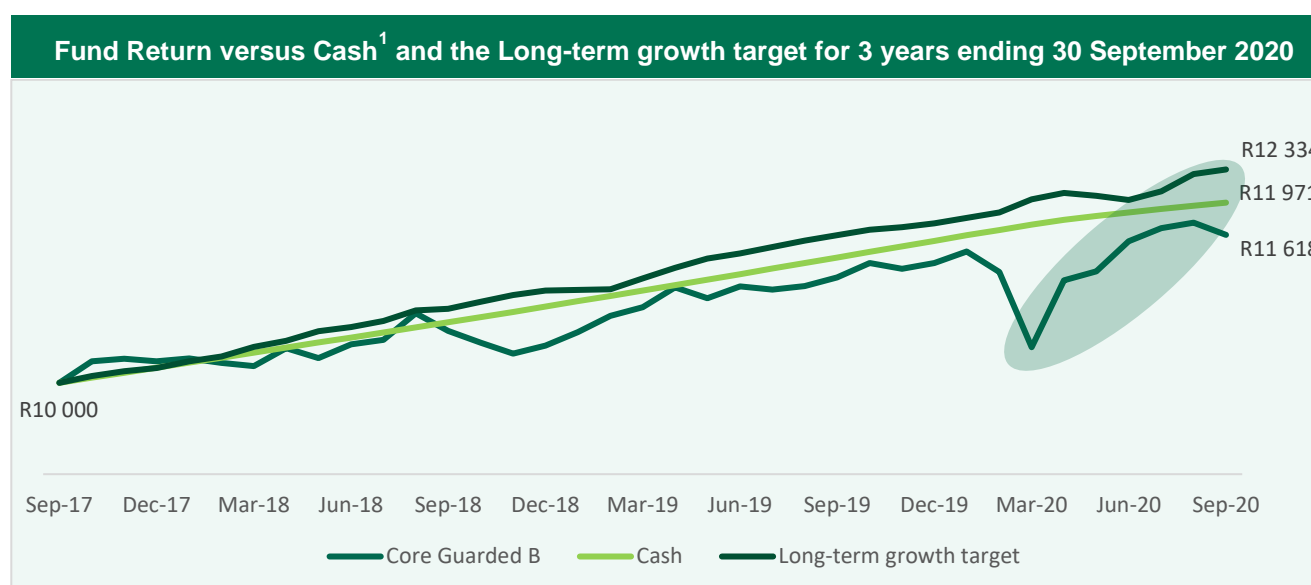


A quarter of modest returns

The third quarter emphasised the benefits of geographic diversification. The global economy is recovering, with activity indicators improving month on month, from a low base as people return to work and more businesses reopen. Having rallied over the last couple of months, global stock markets flipped in September. Defensive sectors held up well whilst those more sensitive to the economy led the declines. There is no doubt that uncertainty is rising again as a second wave of coronavirus cases gathers pace. Hence, almost all local asset categories logged modest gains during Q3, bring the quarterly return on the Nedgroup Investments Core Guarded Fund to a modest +0.6%.

The table below compares an investment in Nedgroup Investments Core Guarded Fund to bank deposits (cash) investment over various time periods. For every R10 000 invested in the Nedgroup Investments Core Guarded Fund three years ago, you would have R11 618 at the 30th of September 2020. This is slightly lower than the R11 971 you would have achieved had you invested your money in bank deposits (cash) over the same period. The green circle in the chart below, highlights the recent market collapse, which helps to contextualise the returns experienced in the past few years.

Value of R10,000 investment in Nedgroup Investment Core Guarded Fund versus Cash ¹ and the Growth target						
	3 Months	1 Year	3 Years	5 Years	7 Years	Inception 29 January 2010
Growth of fund (after fees) (Growth in %)	R10 060 0.6%	R10 418 4.2%	R11 618 5.1% p.a.	R13 425 6.1% p.a.	R16 317 7.2% p.a.	R25 213 9.1% p.a.
Growth of cash (Growth in %)	R10 091 0.9%	R10 528 5.3%	R11 971 6.2% p.a.	R13 647 6.4% p.a.	R15 177 6.1% p.a.	R18 388 5.9% p.a.
Growth target (inflation+3%) (Growth in %)	R10 277 2.8%	R10 619 6.2%	R12 334 7.2% p.a.	R14 520 7.7% p.a.	R17 154 8.0% p.a.	R23 166 8.2% p.a.



The Nedgroup Investment Core Guarded Fund has a growth target of 3% above inflation (around 8% per year) over 3-year periods. The Fund has almost reached its target over the last 3 years. However, history² demonstrates that one-third of the time, a fund such as the Nedgroup Investments Core Guarded Fund, would have underperformed its long-term growth target over any 3-year period. The other two-thirds of the time it would have achieved or exceeded its long-term target.

¹ We used the STeFI call deposit rate for cash returns



Markets – Improving economic data and confidence

Second quarter earnings season delivered some staggering numbers, with earnings coming in better than market expectations. Entering the third quarter, most sectors were looking to leave the worst of Covid-19 behind and look towards recovery. While the consensus outlook was positive, second waves of Covid-19 infections in the US and Europe interrupted what was envisioned to be a smooth recovery. The reopening of economies was bound to lead to a resurgence in new coronavirus cases, but initial indications are that its impact is significantly less than earlier in the year. Amidst the uncertainty, several key asset classes earned positive returns.

Global risk assets roared into the second half of the year fuelled by over \$20 trillion of global stimulus. The MSCI World Index had its best August since 1986, leading to the Index gaining +8.3% (in dollars terms) and +3.9% (in rand terms) for the quarter, while emerging markets edged up +9.5% (in dollars). A lot of investors became too comfortable in the first two months of the quarter, as they observed all the super-charged tech stocks hike higher without much of a thought. US tech giants, which had behaved like defensives during the early year sell-off, and like recovery stocks since, finally suffered a poor month in September leading to a Nasdaq decline of -5.7% for the month.

Moreover, the Barclays global bond index was up roughly +2.7% (in dollar terms) but fell -1.4% (in rand terms) due to the rand appreciation over the quarter. Argentina's freshly-restructured government bonds lost a quarter of their value to score the worst relaunch into markets since Greece in 2012. Meanwhile bonds in Italy were up nearly 8% helped by a super-sized coronavirus rescue plan despite Italy's 160% debt-to-GDP.

Formal talks between the UK and European Union resumed mid-September, meaning the Brexit risks are back on investors' radar. The prospect of the UK and EU reaching a trade agreement by an October deadline is looking less likely, with Prime Minister Boris Johnson stating that the UK would walk away from trade negotiations come October, casting further doubt over a ratified deal by end of the year. That risks the pound falling to a 35-year low, bond yields turning negative for the first time, and stocks that lag international peers.

In the US, election season kicked off with a presidential debate that devolved into a chaotic exchange of insults, interruptions and few hard facts. Considering the uncertainty surrounding the extent of the Covid-19 impact and the upcoming US election, the short-to medium-term outlook remains volatile. Thus far, earnings season has been mostly about banks, however, in Q4 we expect to see a broader range of companies reporting, providing a more comprehensive outlook of how the corporate world is doing and what the future has in store.

Asia's strong performance, delivering a 10% return on equity, has been helped by China's remarkable success in containing the virus. China was first to bear the impact of Covid-19 and first to start recovering economically. As with previous Chinese slowdowns, stimulus measures kickstarted their economy once again. China's 14th Five Year Plan, due to be unveiled in October, should contain further guidance on its future economic trajectory.

From the domestic front, South Africa eased to lockdown level 1 towards the end of the quarter, reinstating tobacco and alcohol sales and providing the tourism industry with a welcome reprieve by permitting inter provincial and international travel. Activity indicators have recovered from a low base, although the pace has slowed since the start of the third quarter. The easing of regulations will aid the recovery already underway, even as continued load shedding weighs on the economy and sentiment.

The third quarter as a whole looked broadly positive for South African Markets, with Bonds still outperforming other asset classes over the quarter, returning +1.5%. The FTSE/JSE Capped SWIX Index delivered a modest return of +1.0% over the quarter, weighed down by financials while resources took a bit of a breather. Small cap counters outperformed large and mid-size companies as regulations were eased and Rand appreciation provided a tailwind. SA REITs continued to trade under duress, with the index losing a further -13.3% over the quarter, bringing 12 month returns to a devastating -50.2%.

After tracking below the SARB's target range of 3 to 6% in the midst of the pandemic, local inflation increased to 3.1% y-o-y in August. The jump was largely driven by an increase in fuel costs due to a higher oil price and annual increases in municipal and utility costs, including water and electricity tariffs. After falling from 18 to an all-time low of five in the second quarter, the RMB/BER Business Confidence Index rebounded to 24 in the third quarter. These survey results foreshadow an improvement in the third quarter relative to the second quarter. Nonetheless, bouts of volatility are likely to keep markets on their toes in the coming last few months of the year. Vaccine trials have been progressing, hence, positive news on this front in the coming months could be a game changer for markets.



The political landscape

COVID-19 and the resulting policy responses continue to dominate the global political landscape, especially in light of the resurgence of COVID-19 in many countries. Most governments have responded by re-introducing some of the lockdown measures that were in place earlier that year in the affected areas. The challenge for policy makers in dealing with the resurgence, is how best to balance controlling the pandemic against stimulating growth in a flailing global economy.

Almost all countries are expected to see a decline in real GDP this year, with the exception of China. This has led to stimulus packages and significant reductions in interest rates, leaving investors that rely on interest income high and dry. A critical implication of the stimulus measures is the burgeoning debt to GDP ratios that are forecast, driven by the double whammy of falling GDP and rising debt. One such example is South Africa's debt to GDP, which is expected to rise from 63% at the end of Q1 to over 80% by the end of the year (according to Trading Economics). This puts South Africa in a precarious situation and the political will to make the necessary tough decisions for economic reform is nowhere to be seen.

Moreover, the depressing state of the economy has caused a shift in voters' sentiments. Nowhere is this more evident than in the US, where Trump is losing support predominantly amongst white working-class voters driven by their loss of faith in the way he handled the pandemic and the resulting economic fallout.

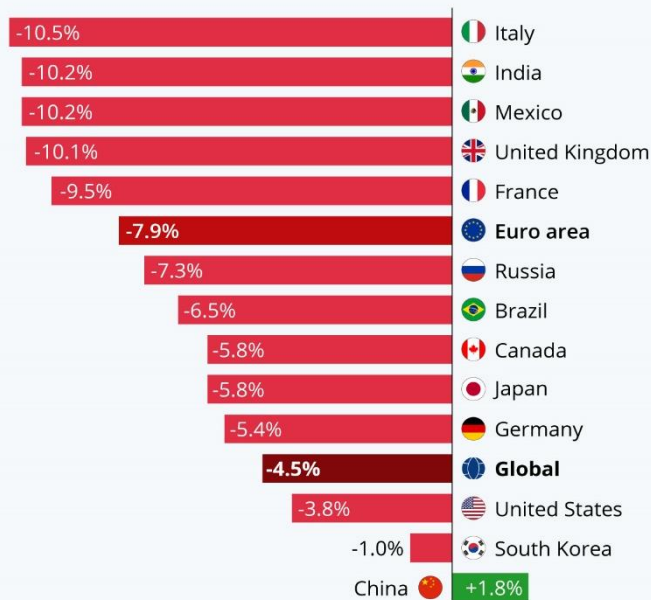
Across the Atlantic, the saga of Brexit continues.

The UK put forward the Internal Market Bill, which removes the requirement for a new customs arrangement with Northern Ireland and ignores key aspects that were previously agreed. The draft bill has been criticised for undermining international law.

Furthermore, the UK ignored the deadline set by the EU of the end of September to remove the controversial changes. In response, Brussels has taken legal action, arguing that the UK draft bill is "a breach of the obligation of good faith laid down in the withdrawal agreement". This is expected to come to a head on the 15 October, when Prime Minister Boris Johnson is meeting with the EU in a crunch summit, which will ultimately determine whether the UK exits the EU without a deal. The EU's key concern is to ensure a level playing field in order to avoid distortions.

How Hard Will GDP Be Hit in 2020?

Year-on-year real GDP growth forecasts for 2020



Source: OECD



statista



Smart ways to get more out of your savings

2020 has been a tough year. Economies across the globe have been hit hard and, in an attempt to stimulate growth, interest rates have been cut to the lowest levels in history. However, the subsequent reduction in yields has left many people stranded with a big cut in income at the same time as investments have taken a knock. In such uncertain times, it's important to get the most out of the savings and investments that you do have. Although there is no silver bullet, there are some tips and tricks to make sure that you are optimising your savings during this time.

Tip 1: Optimise your tax

To encourage South Africans to save, the government has provided some great tax incentives. Here are a few tax incentives you should take advantage of.

- Savings made to a retirement fund reduce your taxable income (up to 27.5% of taxable income subject to a R350 000 annual cap), so SARS is effectively funding your retirement contributions. The money grows tax free and you only pay tax on this in retirement when you draw an income.
- Money invested in a tax-free savings account will grow tax-free i.e. you won't pay dividends tax, interest tax or capital gains tax. You can contribute up to R36 000 a year to a tax-free savings account with a lifetime contribution maximum of R500 000. This is a no-brainer for any investor.
- If you are younger than 65 years, the first R23 800 in interest earned is tax free and this is increased to R34 500 for those 65 years and older. At current yields, this allows you to invest about R500,000 (under age 65) and R750,000 (age 65+) without paying any tax on the interest.

Many people are not aware of the generous tax exemptions available to investors when it comes to earning interest. Some people invest their money in tax efficient vehicles at lower yields, before they have utilised their allowances, which is a mistake. For example, assume a couple over age 75 only earn an income from the interest on their investments. At current interest rates, they would be able to invest approximately R8m in interest earning investments and pay no tax on the interest earned. This tax benefit is a combination of the interest exemption and the annual income tax threshold.

Tip 2: Maximize your returns by matching your time horizon

Short term investments (under 3 years)

In order to get the most out of your savings and investments, you should invest in something that matches the time horizon of when you need the money. For example, if you only need the money in a few years, investing it in a short-term fixed deposit would mean that you lose out on interest. Currently the call rate is around 3.2%, a 12-month fixed deposit would give you about 3.7% a year, but a 3-year fixed deposit would give you about 4.5% in interest per year.

However, there is an even smarter way to earn a higher interest rate without being locked in for a long period. This is via something called a money market fund or enhanced money market fund, where the money is accessible within a day. These popular income bearing funds offer yields similar to fixed deposits, but without having to "lock up" the funds for the term of a fixed deposit. To give you an example, the Nedgroup Money Market Fund currently yields about 4.3% and the Nedgroup Core Income Fund (an enhanced money market fund) yields about 4.6%. The yield on the latter is similar to what you would earn if you locked your money into a 3-year fixed deposit.

Longer term investments (3 years or longer)

On the other hand, if you only need to access the money after a number of years (3+ years), then a more suitable investment is a fund that has exposure to some growth investments, such as the Core Guarded, Core Diversified and Core Accelerated Funds. The longer your time horizon the greater the percentage you should have in growth investments. This generally provides the best long-term returns and you have the time to ride out some of the ups and downs of the market.

Tip 3: Consider the fees you are paying

The higher the fees you pay, the greater the drag on your investments and the more difficult it is to earn higher returns over the long-term. It's important to find out the fees you are paying, determine whether they are reasonable, and if not, consider similar investments with more reasonable fees. A rough guideline is to try keep your fees under 1% of your investment value a year. One way of reducing your fees, is to consider investing your money in an equivalent "rules-based" (passive) fund such as the Nedgroup Investments Core Funds.

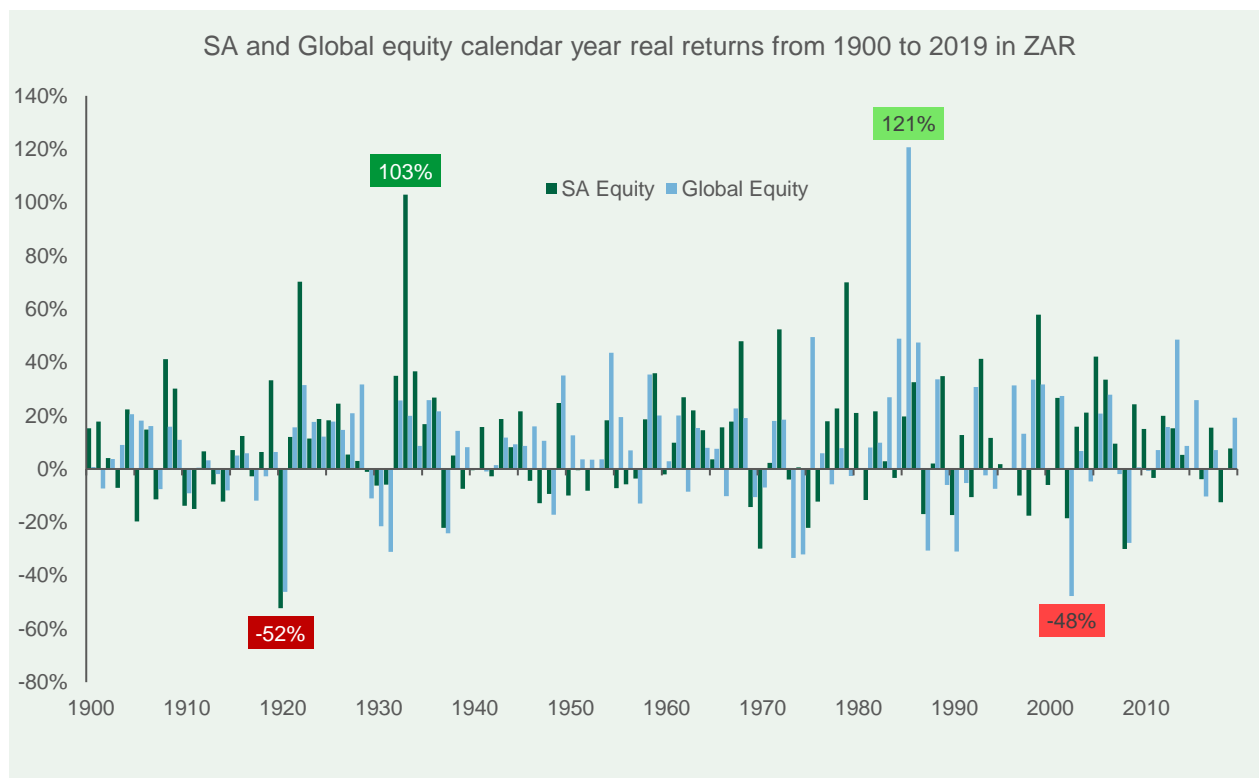


Is this the worst time in markets

The past five years have been eventful, both locally in South Africa and abroad. We all still remember the rand's rapid weakening after the role of finance minister passed hands from Nene to Van Rooyen and finally to Gordan over one weekend in December 2015. The following year did not disappoint either with Britain voting to leave the European Union in June 2016 and Donald Trump being elected as President of the US in November of that year. The following years saw a change of guard in SA with Ramaphosa taking over the reins of a South African economy in extremely poor health while globally we started seeing the beginnings of increased protectionism and a trade war between the US and China started. 2020 topped it all off with a global pandemic with devastating consequences to nearly all economies around the world.

One may well think that this must surely be one of the worst times to be invested in the markets – until you look at the equity market returns over the past 120 years. South Africa had its worst year in 1920 when it was down by 52% in real terms (above inflation) while it had its highest recorded real return of 103% in 1933. Over the 120-year period South African equities delivered an average real return of 9.1% and 74 (61.7%) of the calendar years delivered return higher than inflation. Global equities in rand delivered its highest real returns of 121% in 1986 and its lowest return of -48% during 2002. The average real return on global equities over the 120-year period was 8.3% of which 82 (68.3%) of the calendar years were higher than inflation.

There are two important take outs from these returns. The first is that it is important to stay invested as many of the worst calendar years were followed by some of the best years. The second is the importance of diversification which would include exposure to global markets.



Source: Dimson-Marsh-Staunton Global Returns Data



Disclaimer

Nedgroup Collective Investments (RF) Proprietary Limited is the company that is authorised in terms of the Collective Investment Schemes Control Act to administer the Nedgroup Investments unit trust portfolios. Unit trusts are generally medium to long term investments. The value of your investment may go down as well as up. Past performance is not necessarily a guide to future performance. Nedgroup Investments does not guarantee the performance of your investment and even if forecasts about the expected future performance are included you will carry the investment and market risk, which includes the possibility of losing capital. Unit trusts are traded at ruling prices and can engage in borrowing and scrip lending. Certain unit trust funds may be subject to currency fluctuations due to its international exposure. Nedgroup Investments has the right to close unit trust funds to new investors in order to manage it more efficiently. A schedule of fees and charges and details of our awards are available on request from Nedgroup Investments. A fund of funds may only invest in other unit trust funds, that levy their own charges, which could result in a higher fee structure. Nedgroup Investment Advisors (Pty) Ltd (the 'Investment Manager') an authorised as a financial services provider under the Financial Advisory and Intermediary Services Act (FSP No. 1652), is the appointed Investment Manager of the Management Company.

Certain Nedgroup Investments unit trust portfolios include international assets, whereby a change in the exchange rates may cause the value of those investments to rise and fall. Excessive withdrawals from the portfolio may place the portfolio under liquidity pressures and that in such circumstances a process of ring-fencing of withdrawal instructions and managed pay-outs over time may be followed.

Please note that Nedgroup Collective Investments (RF) Proprietary Limited is not authorised to and does not provide financial advice. This presentation is of a general nature and intended for information purposes only. It is not intended to address the circumstances of any investor and cannot be relied on as legal, tax or financial advice, either express or implied. Whilst we have taken all reasonable steps to ensure that the information in this document is accurate and current on an ongoing basis, Nedgroup Investments shall accept no responsibility or liability for any inaccuracies, errors or omissions relating to the information and topics covered in this presentation. Nedgroup Collective Investments (RF) Proprietary Limited is a member of the Association for Savings & Investment SA (ASISA).