



See money differently

# Quarterly Report: **Nedgroup Investments** **XS Accelerated Fund of Funds**

as at 30 September 2020

# Quarterly report: Nedgroup Investments



## Domestic asset class returns (ZAR)



### SA Equity



Naspers followed the global downward trend in September, reversing the quarter's gains for the JSE

**2.0%** 1 year

**2.4%** 3 years

**12.3%** LT average

### SA Property



Companies are reporting an improvement in footfall with lockdown easing, but continue to struggle

**-46.0%** 1 year

**--23.8%** 3 years

**11.8%** LT average

### SA Bond



Local bonds delivered modest returns as the market continues to wait for fiscal clarity

**3.6%** 1 year

**7.3%** 3 years

**6.9%** LT average

### SA Cash



The repo rate has remained unchanged at 3.5% with the last cut being 25bps in July

**5.3%** 1 year

**6.2%** 3 years

**5.9%** LT average



## Global asset class returns (USD)



### Global Equity



Markets were led by Asia ex-Japan and EM, as well as Consumer Discretionary

**11.0%** 1 year

**7.7%** 3 years

**8.5%** LT average

### Global Property



Property holdings continue to recover from earlier declines, but REITs are still lagging equities

**-17.5%** 1 year

**-0.5%** 3 years

**6.6%** LT average

### Global Bond



Sovereign bond yields drifted lower and high yield bonds benefitted from central bank liquidity

**6.2%** 1 year

**4.1%** 3 years

**4.6%** LT average

### US Cash



The major developed market central banks left rates unchanged

**1.1%** 1 year

**1.9%** 3 years

**4.3%** LT average



## Exchange rates (Rand spot rate and quarterly change)



### US Dollar R16.68



With the U.S. Federal Reserve leaving the door open to the possibility of inflation above its previous 2% target, the dollar was relatively weak over the quarter. The rand was boosted by news around the launch of the government infrastructure programme and clamping down on corruption in the ruling national party



### British Pound R21.56



The British pound was one of the best performing currencies in July as the UK economy benefitted from the easing of lockdown restrictions and the reopening of many businesses. It did, however, end the quarter as one of the weakest in September due to stalling Brexit negotiations.



### Euro R19.56



The rand ended the quarter close to flat to the euro. The second wave of the Coronavirus has been most notable in the Eurozone, putting the ECB under pressure to take further action against the pandemic. The Eurozone did, however, report improved PMI figures.

# Quarterly report: Nedgroup Investments



## Domestic performance drivers



### Highlights

- The IMF extended South Africa a lifeline, approving the request for COVID funding of \$4,3bn under the Rapid Financing Instrument (RFI).
- The SA Reserve Bank (SARB) cut interest rates by 25bps in July, taking the repo rate to 3.50%. It has since been left unchanged, but the growth and inflation outlook was lowered at the September meeting.
- South Africa eased to lockdown level 2 in August, reinstating tobacco and alcohol sales and providing the tourism industry with a welcome reprieve by permitting inter provincial travel. Lockdown was further eased to level 1 in September with restrictions on gatherings, travel, alcohol sales and daily curfew eased.



### Low points

- SAA requires a further R10,4bn to support rescue efforts. While government has committed to the monies, finding this in a fiscally neutral manner has proven difficult and has resulted in the entity being placed under “care and maintenance” by business rescue practitioners.
- Unemployment data showed 2,2m people lost their jobs, while second quarter GDP declined by -16,4% over the quarter (-51,0% q-o-q, annualised).
- The SARB's Quarterly Bulletin showed that personal disposable income (PDI) slumped by a seasonally adjusted and annualised 49.7% q-o-q in the second quarter, as a result of lower incomes during lockdown.



## Global performance drivers



### Highlights

- Risk assets rallied strongly in July and August, taking encouragement from reports of new and better treatments, progress on vaccines and an apparent reduction in death rates.
- Federal Reserve Chairman Jerome Powell indicated that the US central bank will take a more relaxed view on inflation moving forward. The statement implied that interest rates would remain lower for longer as the bank moved to an averaged inflation target to “reflate” the US economy.
- Europe took a major step forward as leaders agreed to the creation of a recovery fund worth EUR750bn, financed through a combination of EU debt issuance and new taxes.



### Low points

- Relations between the US and China remained strained throughout the quarter. The clearest example came when the Trump administration ordered the closure of the Chinese consulate in Houston over claims China was stealing US intellectual property.
- Boris Johnson put forward the controversial Internal Market Bill, which appeared to override key aspects of the Withdrawal Agreement signed last year, aggravating relations between the UK and EU.
- A second wave of Coronavirus infections (most notably in Europe) forced governments to re-introduce travel quarantines and local restrictions.

# Quarterly report:

## Nedgroup Investments XS Accelerated Fund of Funds



### Fund overview

Max equity

**90%**

Time frame

Min **7** years

Benchmark

Inflation  
**+6.5%**

Peer group

**SA Multi-  
Asset  
Flexible**

Regulation 28

**Non-  
compliant**

Risk profile



### Fund costs (C – clean class)

Management fee\* (Excl. Vat)

**1.30%**

Total expense ratio

**1.60%**

Transaction charges

**0.12%**

Total investment charges

**1.72%**



### Benefits of the XS Select range

Competitive pricing



Diversified across  
Asset classes



Investment experts



Passive and active underlying  
investments



Tax  
Efficient



Ongoing  
Due diligence



as at 30 September 2020

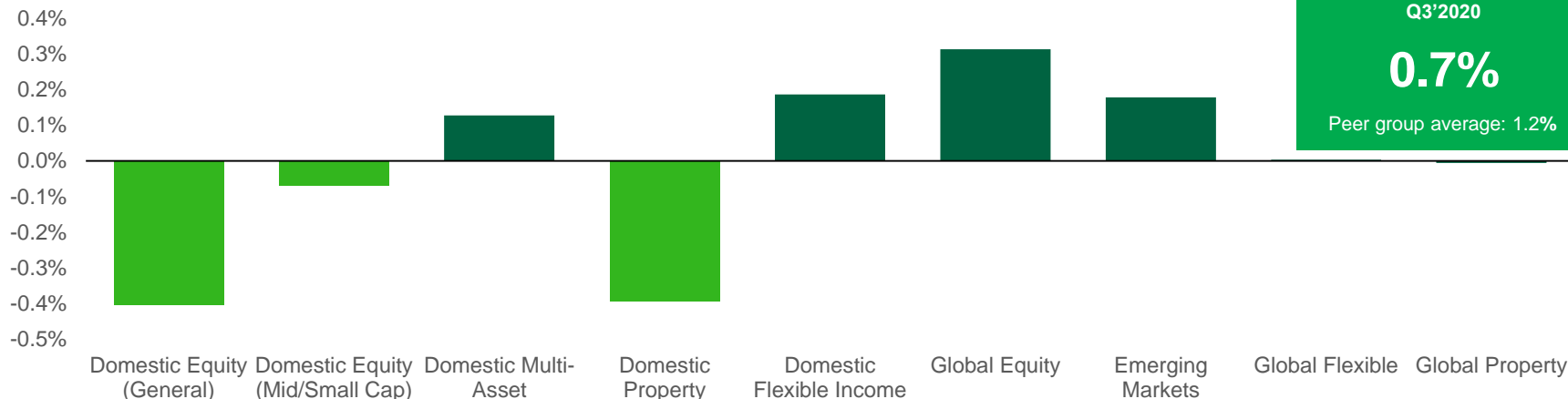
\* Includes BOTH multi-manager and underlying fund fees. Both the Total Expense Ratio (TER) and Transaction Costs (TC) of the Fund are calculated on an annualised basis, beginning 1<sup>st</sup> of July 2017 and ending 30<sup>th</sup> of June 2020.

# Quarterly report:

## Nedgroup Investments XS Accelerated Fund of Funds



### XS Fund of Funds performance contribution – Q3 2020



#### Positive contributors this quarter

- The Nedgroup Investments Global Emerging Market and Nedgroup Investments Global Diversified Equity funds were the top performers in the offshore bucket. Alibaba (+36% in USD in Q3) and Taiwan Semiconductor (+42%) were amongst the top performing positions for both these funds.
- The Nedgroup Investments Flexible Income fund was the top performer in the domestic fixed income bucket. Abax maintained a duration of close to 1 throughout the quarter and took part in the relatively strong performance of the bond market.
- Nedgroup Investments Core Accelerated, the passive multi-asset building block, benefitted from its well-diversified asset allocation, while its single stock exposure limits protected it from some of the large detractors in the domestic equity market like Naspers.



#### Detractors this quarter

- Naspers underperformed over the quarter as its discount to its underlying holdings widened to over 50%.
- Defensive rand hedge, British American Tobacco underperformed due to concerns of a Biden win in the US potentially placing more regulatory pressure on the tobacco industry.
- Santam (-9%) half-year results showed a significant increase in COVID-19 related claims in Q2 for events cancellation, travel insurance and contingent business interruption cover.
- Both Nedgroup Investments Property and Prudential Enhanced Property Tracker funds outperformed their peers and benchmark, but the domestic property market continues to trade under duress in our current weak economic climate.

# Quarterly report: Nedgroup Investments XS Accelerated Fund of Funds



## Fund performance (clean class)

Q3'20 return

**+0.6%**

Peer group average: +1.2%

1yr annualised return

**-4.6%**

Peer group average: +2.2%

3yr annualised return

**1.4%**

Peer group average: +1.5%

5yr annualised return

**+1.7%**

Peer group average: +2.9%

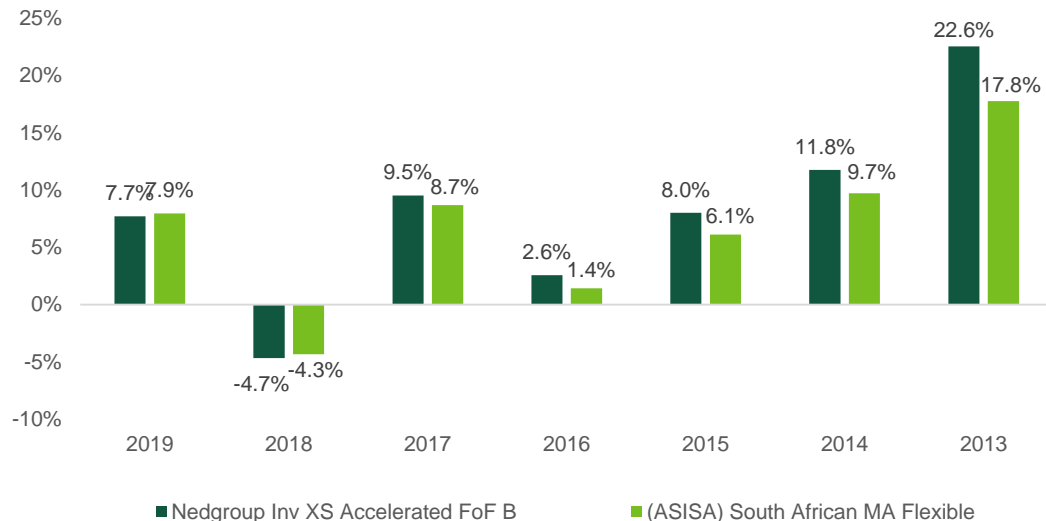
7yr annualised return

**+4.3%**

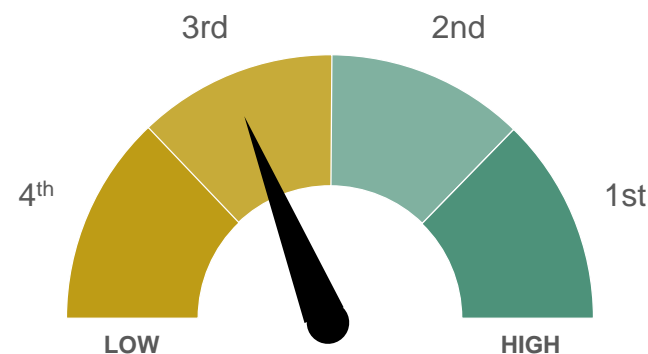
Peer group average: +4.7%



## Calendar year performance



## Peer group quartile ranking: 7yr



as at 30 September 2020

# Quarterly report: Nedgroup Investments XS Accelerated Fund of Funds



## Risk measures since inception

### Rolling 7yr return

**99%**

Hit rate: outperforming  
peer group average

### Volatility

**10.5%**

SA equity market: 15.2%

### Max drawdown

**-24.1%**

SA equity market: -40.4%

### Sharpe ratio

**0.3**

SA equity market: 0.3

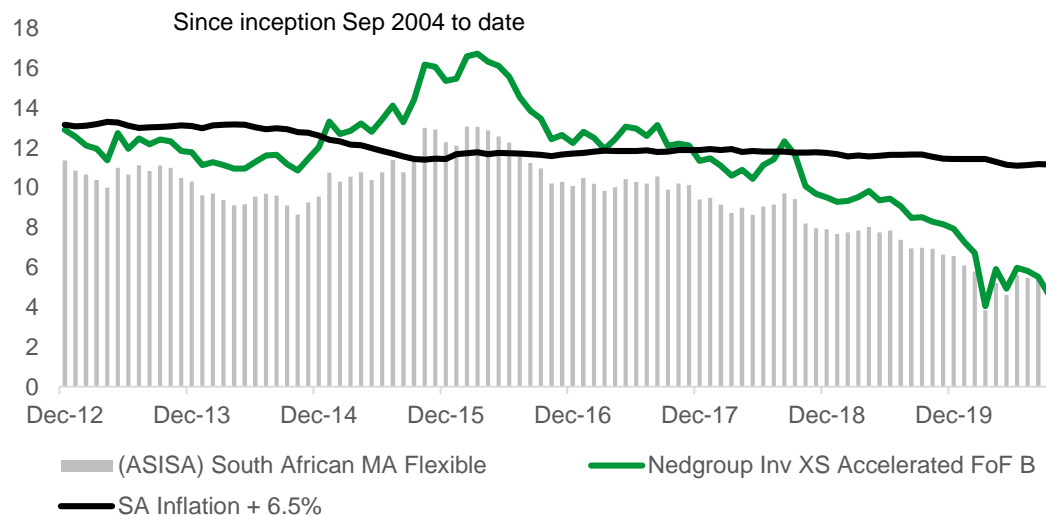
### % Positive months

**72%**

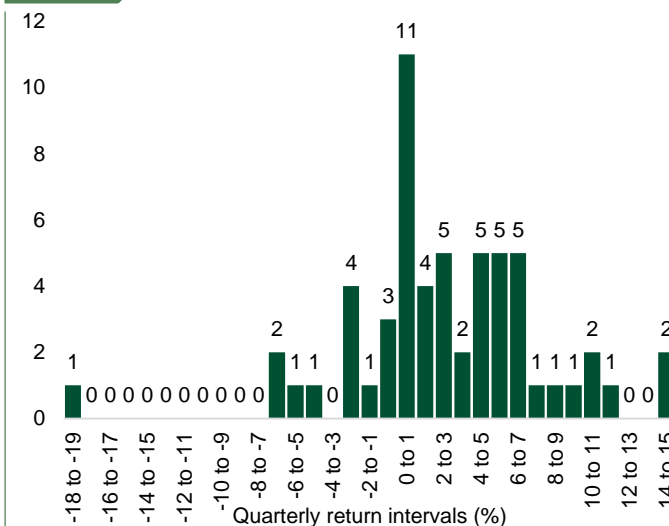
SA equity market: 67%



## Rolling 7-year annualised return



## Quarterly return distribution



# Quarterly report:

## Nedgroup Investments XS Accelerated Fund of Funds



### Performance across classes

|         | A Class (all in) | B Class (lisp) | C Class (clean) | Peer group | SA inflation |
|---------|------------------|----------------|-----------------|------------|--------------|
| Quarter | 0.3%             | 0.7%           | 0.6%            | 1.2%       | 2.0%         |
| 1 year  | -5.7%            | -4.3%          | -4.6%           | 2.2%       | 3.1%         |
| 3 year  | -2.5%            | -1.1%          | -1.4%           | 1.5%       | 4.1%         |
| 5 year  | 0.5%             | 2.1%           | 1.7%            | 2.9%       | 4.6%         |



### Costs across classes

|                  | Management fee (excl. Vat) | financial planner | total expense ratio | transaction charges | total investment charges |
|------------------|----------------------------|-------------------|---------------------|---------------------|--------------------------|
| A Class (all-in) | 2.30%                      | 1.00%             | 2.75%               | 0.12%               | 2.87%                    |
| B Class (LISP)   | 1.00%                      | N/A               | 1.26%               | 0.12%               | 1.37%                    |
| C Class (clean)  | 1.30%                      | NA                | 1.60%               | 0.12%               | 1.72%                    |

as at 30 September 2020

\* Includes BOTH multi-manager and underlying fund fees. Both the Total Expense Ratio (TER) and Transaction Costs (TC) of the Fund are calculated on an annualised basis, beginning 1<sup>st</sup> of January 2017 and ending 31<sup>st</sup> of December 2019.

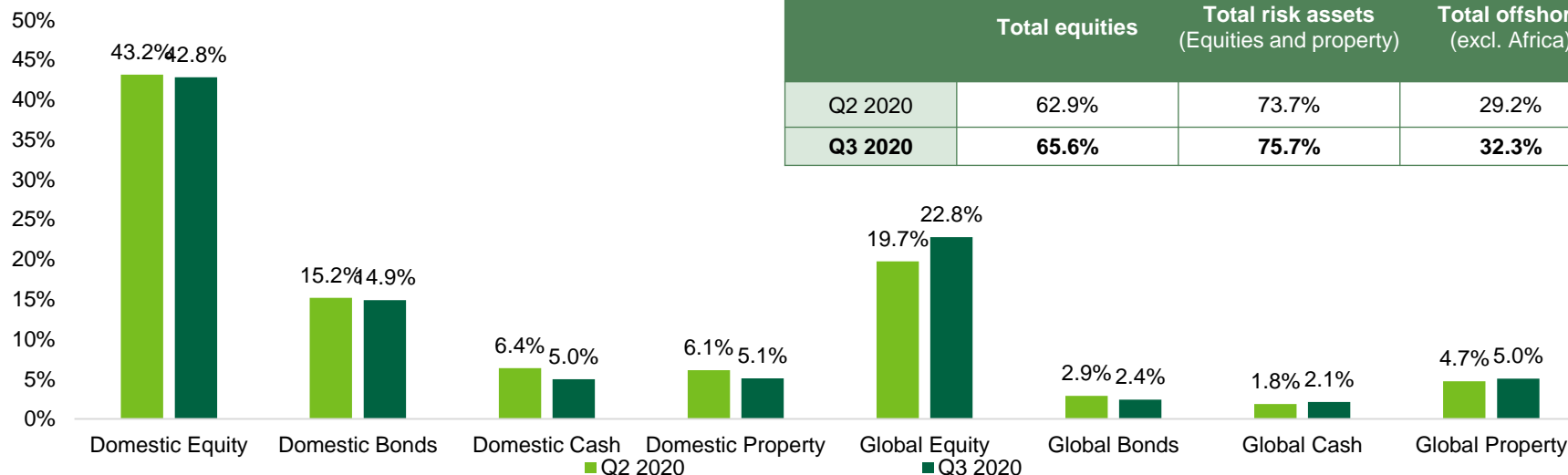


# Quarterly report:

## Nedgroup Investments XS Accelerated Fund of Funds



### Asset allocation changes



|         | Total equities | Total risk assets<br>(Equities and property) | Total offshore<br>(excl. Africa) |
|---------|----------------|--|----------------------------------|
| Q2 2020 | 62.9%          | 73.7%  | 29.2%                            |
| Q3 2020 | 65.6%          | 75.7%  | 32.3%                            |



### Summary of recent changes

- The fund is well diversified across asset classes with a healthy allocation to defensive assets. The following asset allocation decisions were made during the quarter:
  - Switched domestic to **foreign cash** when the USDZAR fell below R 16 25
  - Further reduced our tactical underweight to **domestic property** (no trades were required)
  - Further increased our tactical overweight to **domestic bonds** (no trades were required)

as at 30 September 2020

# Quarterly report:

## Nedgroup Investments XS Accelerated Fund of Funds



### Asset allocation

#### Domestic Equity



42.8%

#### Domestic Property



5.1%

#### Domestic Fixed Interest



19.8%

#### Foreign Equity



22.8%

#### Foreign Property



4.5%

#### Foreign Fixed Interest



5.0%



### Regional exposure



51.6%

PURE SA



19.2%

RAND HEDGES



29.2%

DIRECT FOREIGN



### Top ten holdings (as a % of fund)



NASPERS

4.3%



BRITISH AMERICAN  
TOBACCO

2.5%

BHP

2.1%



2.1%



1.7%



1.7%



Standard Bank

1.3%

santam

1.1%



1.1%

RICHEMONT

1.0%

as at 30 September 2020

# Quarterly report: Nedgroup Investments XS Accelerated Fund of Funds



## Domestic asset class positioning



### Domestic Equity

**Under weight**

43.2%

- Pockets of opportunity have opened up in the market, but are not without risks.
- Broadly balanced: rand-hedge exposure exists, with a meaningful tilt towards domestic-facing companies.

### Domestic Property

**Under weight**

6.1%

- Despite very attractive yields, the local economic backdrop is not supportive.
- Within the active component, we remain invested in small/mid-sized domestically focused firms; with SAPY index heavyweights present via the enhanced tracker holding.

### Domestic Bond

**Over weight**

15.2%

- Real yields offering good value and we look to maintain our exposure.
- Playing the interest rate cycle through our duration positioning given increased volatility.
- Includes short duration exposure held in the multi-asset income fund.

### Domestic Cash

**Over weight**

6.4%

- The exposure to defensive assets remains prudent given the high level of uncertainty globally
- Provides consistent return profile.
- The healthy cash balance also provides optionality (dry powder) should opportunities arise.



## Global asset class positioning



### Global Equity

**Neutral**

19.7%

- Pockets of opportunity have opened up in the market, but are not without risks.
- International opportunities offering diversification, access to higher growth (e.g. EM) and risk adjusted returns, not just protection against rand weakness.

### Global Property

**Neutral**

4.7%

- Overweight commercial property companies focused on offices and data centres, but underweight those specialising in residential and retail.
- Also positioned for concerns around the impact of technology disruption.

### Global Bond

**Under weight**

2.9%

- Underweight global bonds in general. Valuations brought under further pressure by the recent cut in interest rates by most central banks.
- Our exposure is largely short-dated Treasury bills.

### Global Cash

**Neutral**

1.8%

- Cash positions remain as the underlying managers look for compelling, idiosyncratic opportunities.

# Quarterly report:

## Nedgroup Investments XS Accelerated Fund of Funds



### Domestic: fund manager exposures

Equity General: 32.2%

**ABAX**  
investments

**FOORD**

**Mazi**

**LAURIUM**  
CAPITAL

Small/Mid Cap Equity: 5.8%

**ABAX**  
investments

Passive Multi-Asset: 15.2%

**Taquanta**

Property: 2.9%

**BRIDGE**  
FUND MANAGERS

**PRUDENTIAL**  
INVESTMENT MANAGERS

Flexible Income: 17.9%

**ABAX**  
investments

**Taquanta**



### Global: fund manager exposures

Equity: 12.3%

Veritas  
— Asset  
Management

**ARDEVORA**

Emerging Markets Equity: 3.0%

**NSOPARTNERS**

Flexible Multi-Asset: 6.1%

**FPA**  
investors first

**Pyrford**  
International

Property: 4.4%

**RESOLUTION**  
CAPITAL

As at 30 September 2020  
The residual balance (out of 100%) is held as domestic cash to provide liquidity

# Disclaimer

Nedgroup Collective Investments (RF) Proprietary Limited is the company that is authorised in terms of the Collective Investment Schemes Control Act to administer the Nedgroup Investments unit trust portfolios. Unit trusts are generally medium to long term investments. The value of your investment may go down as well as up. Past performance is not necessarily a guide to future performance. Nedgroup Investments does not guarantee the performance of your investment and even if forecasts about the expected future performance are included you will carry the investment and market risk, which includes the possibility of losing capital. Unit trusts are traded at ruling prices and can engage in borrowing and scrip lending. Certain unit trust funds may be subject to currency fluctuations due to its international exposure. Nedgroup Investments has the right to close unit trust funds to new investors in order to manage it more efficiently. A schedule of fees and charges and details of our awards are available on request from Nedgroup Investments. A fund of funds may only invest in other unit trust funds, that levy their own charges, which could result in a higher fee structure. Nedgroup Investment Advisors (Pty) Ltd (the 'Investment Manager') an authorised as a financial services provider under the Financial Advisory and Intermediary Services Act (FSP No. 1652), is the appointed Investment Manager of the Management Company.

Certain Nedgroup Investments unit trust portfolios include international assets, whereby a change in the exchange rates may cause the value of those investments to rise and fall. Excessive withdrawals from the portfolio may place the portfolio under liquidity pressures and that in such circumstances a process of ring-fencing of withdrawal instructions and managed pay-outs over time may be followed.

Please note that Nedgroup Collective Investments (RF) Proprietary Limited is not authorised to and does not provide financial advice. This presentation is of a general nature and intended for information purposes only. It is not intended to address the circumstances of any investor and cannot be relied on as legal, tax or financial advice, either express or implied. Whilst we have taken all reasonable steps to ensure that the information in this document is accurate and current on an ongoing basis, Nedgroup Investments shall accept no responsibility or liability for any inaccuracies, errors or omissions relating to the information and topics covered in this presentation. Nedgroup Collective Investments (RF) Proprietary Limited is a member of the Association for Savings & Investment SA (ASISA).