



See money differently

Quarterly Report: **Nedgroup Investments** **XS Accelerated Fund of Funds**

as at 31 December 2020

Quarterly report: Nedgroup Investments



Domestic asset class returns (ZAR)



SA Equity



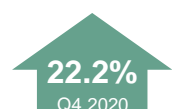
Local markets were lifted by improved sentiment for risk assets as vaccines became available

7.0% 1 year

3.1% 3 years

12.3% LT average

SA Property



The property sector turned in Nov and continued to claw back performance since

-34.4% 1 year

-20.7% 3 years

11.2% LT average

SA Bond



Foreign investors returned to our market this quarter. Dec saw the largest monthly inflow since Mar'17

8.6% 1 year

8.9% 3 years

7.0% LT average

SA Cash



Repo rate remained unchanged this quarter. Market expectations moved from a hike to cuts in 2021.

4.5% 1 year

5.9% 3 years

5.9% LT average



Global asset class returns (USD)



Global Equity



The riskier and more economically sensitive markets that took the lead, with EM the top performer

16.8% 1 year

10.6% 3 years

8.7% LT average

Global Property



Investors responded well to the news about successful vaccine trials from Pfizer, Moderna and AstraZeneca

-8.2% 1 year

2.5% 3 years

6.7% LT average

Global Bond



Higher risk appetite was also apparent in fixed income with lower quality credit and EM bonds outperforming

9.2% 1 year

4.8% 3 years

4.6% LT average

US Cash



The major developed market central banks maintained their ultra accommodative stance

0.7% 1 year

1.8% 3 years

4.3% LT average



Exchange rates (Rand spot rate and quarterly change)



US Dollar R14.69



The US Dollar was exceptionally weak this quarter. This was in part a reaction to the extra fiscal spending expected to result from the Biden / Democratic election victory, as well as some selling of the US dollar in favour of riskier alternatives, such as EM currencies.



British Pound R20.08



Brexit negotiations more or less went to the wire, but the two sides announced that they had finally reached an agreement on their future relationship. The pound was stronger against most major currencies on the back of the Brexit deal with the EU.



Euro R17.97



Economic data in Europe generally came through on the weak side as the restrictions required to combat the second wave of Covid-19 inevitably constrained activity. This impacted the euro negatively.

Quarterly report: Nedgroup Investments



Domestic performance drivers



Highlights

- Q4 GDP figures of +13.5% (q-o-q, not annualised) surprised to the upside as activity rebounded in lockstep with the reopening of the economy and progressive easing of lockdowns. While base effects played a meaningful role, significant exports provided a strong tailwind for the rebound and drove the current account to record the highest quarterly surplus in decades.
- President Ramaphosa delivered the ratified Economic Reconstruction and Recovery Plan in October, extending the COVID grant by another three months and signalling priorities for the Medium Term Budget Policy Statement (MTBPS).



Low points

- Credit ratings agencies Moody's and Fitch downgraded South Africa's credit rating further down the sub investment grade scale in November, while also maintaining a negative outlook.
- Enter 2021 and the country battles increasing COVID-19 cases and hospitalisations again, as a new variant of the virus proves more contagious. A vaccine procurement process is underway but won't be able to help with the more immediate challenges.



Global performance drivers



Highlights

- The fourth quarter was characterised by improved animal spirits as US election results were embraced, while vaccine approvals and rollouts drove expectations of reopening economies and improved activity in 2021.
- Hopes for economic recovery also provided a shot in the arm for commodities, as the Bloomberg Commodities Index rose +10.2%, led by Agriculture (+21.4%) and Crude Oil (+18.2%).
- The US Congress finally approved the US\$900 billion economic relief package designed to help small businesses and low income families bridge the gap through to when the economy can return to a more normal footing.



Low points

- Countries across the globe tried to combat the progression of the coronavirus with stricter lockdown measures as winter weather, lockdown fatigue and seasonal celebrations led to rising caseloads.
- Economic data in the US and Europe generally came through on the weak side as the restrictions required to combat the second wave of Covid inevitably constrained activity through the quarter.

Quarterly report:

Nedgroup Investments XS Accelerated Fund of Funds



Fund overview

Max equity

90%

Time frame

Min **7** years

Benchmark

Inflation
+6.5%

Peer group

**SA Multi-
Asset
Flexible**

Regulation 28

**Non-
compliant**

Risk profile

1

2

3

4

5



Fund costs (C – clean class)

Management fee* (Excl. Vat)

1.30%

Total expense ratio

1.60%

Transaction charges

0.13%

Total investment charges

1.72%



Benefits of the XS Select range

Competitive pricing



Diversified across
Asset classes



Investment experts



Passive and active underlying
investments



Tax
Efficient



Ongoing
Due diligence



as at 31 December 2020

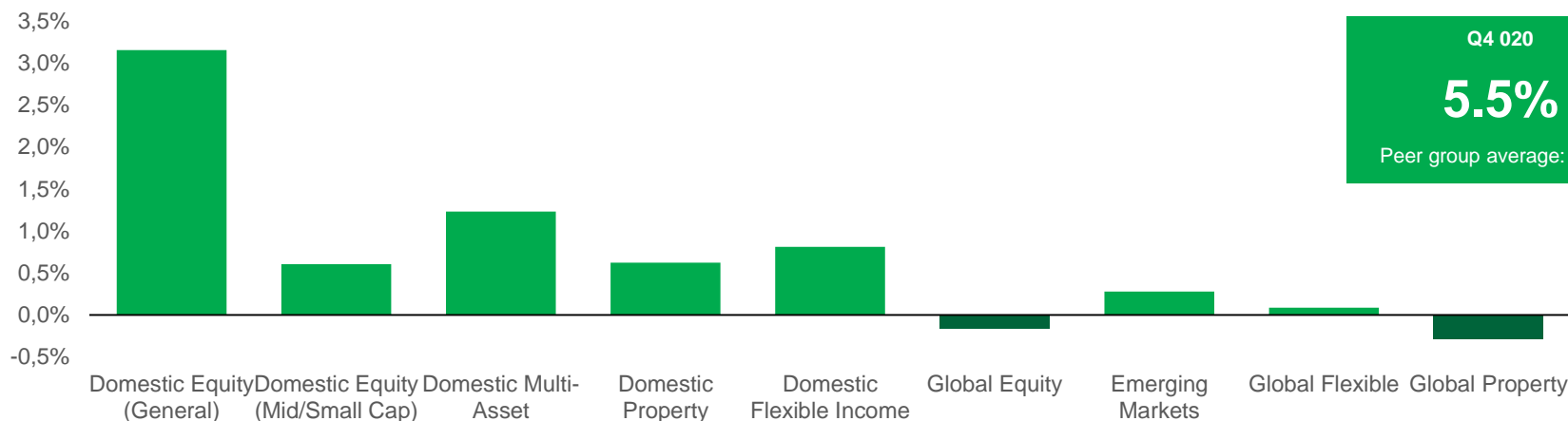
* Includes BOTH multi-manager and underlying fund fees. Both the TER and TC of the Fund are calculated on an annualised basis, beginning 01/10/2017 and ending 30/09/2020.

Quarterly report:

Nedgroup Investments XS Accelerated Fund of Funds



XS Fund of Funds performance contribution – Q4 2020



Positive contributors this quarter

- Domestically exposed sectors including banks, property and apparel retailers outperformed this quarter. FirstRand (Q4 +24%) and Standard Bank (Q4 +18%) were amongst the top performers.
- Platinum group metal and diversified miners ended the year on a positive note. The fund's meaningful exposure to Impala Platinum (Q4 +39%), Northam Platinum (Q4 +23%) and Anglo American (Q4 +19%) contributed nicely to fund performance.
- The domestic property sector turned in November and continued to claw back performance in December, ending the quarter up 22%. We increased our to this asset class by introducing Sesfikile at the start of December, further contributing to performance.



Detractors this quarter

- The exceptional weakness of the US dollar over the quarter – and as a result rand strength (Q4 +14%) – detracted from the direct offshore exposure, as well as the rand hedged stocks held within the domestic equity portion, like Prosus (Q4 +4%).
- British American Tobacco (Q4 -8%) continues to trade at multi-decade low valuation levels, despite its very constructive progress regarding reducing its debt levels as well as further good work on their broad ESG ambitions where they already score very well.
- At an asset allocation level, being underweight domestic equities detracted from performance as this asset class followed the global rally in risk assets.

Quarterly report: Nedgroup Investments XS Accelerated Fund of Funds



Fund performance (clean class)

Q4'20 return

+5.5%

Peer group average: +7.2%

1yr annualised return

-1.7%

Peer group average: +6.5%

3yr annualised return

0.1%

Peer group average: +3.2%

5yr annualised return

+2.3%

Peer group average: +3.9%

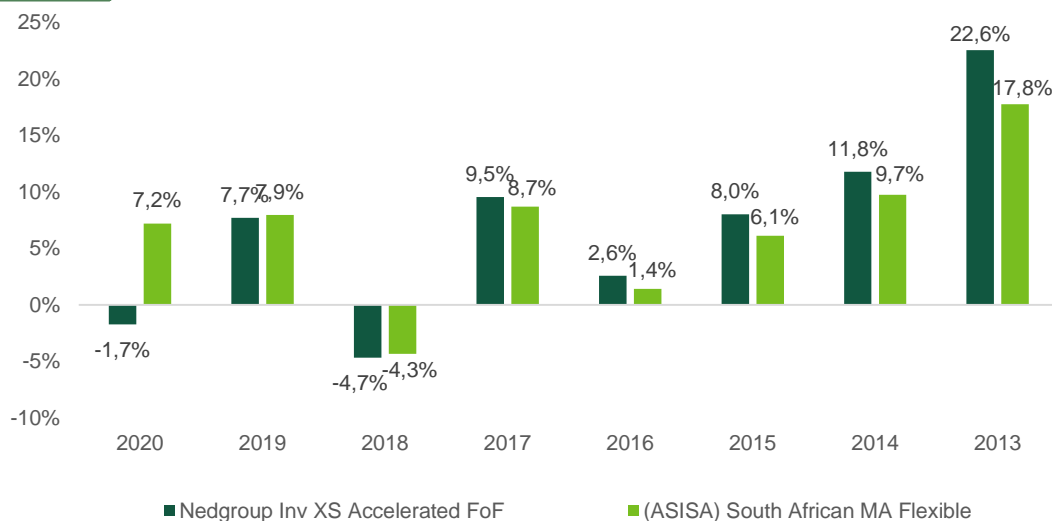
10yr annualised return

+7.6%

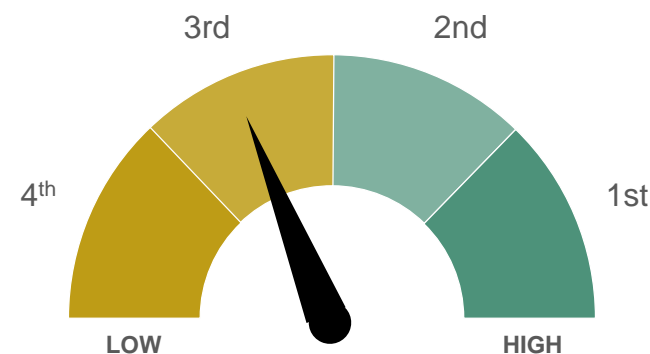
Peer group average: +7.5%



Calendar year performance



Peer group quartile ranking: 5yr



as at 31 December 2020

Quarterly report: Nedgroup Investments XS Accelerated Fund of Funds



Risk measures since inception

Rolling 7yr return

xxx%

Hit rate: outperforming
peer group average

Volatility

10.5%

SA equity market: 15.4%

Max drawdown

-24.1%

SA equity market: -40.4%

Sharpe ratio

0.3

SA equity market: 0.4

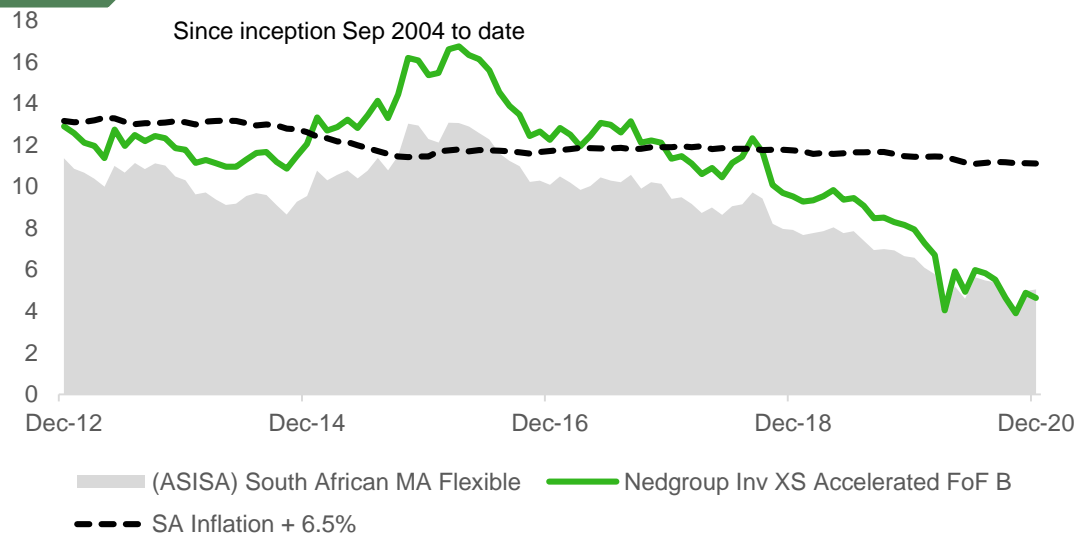
% Positive months

73%

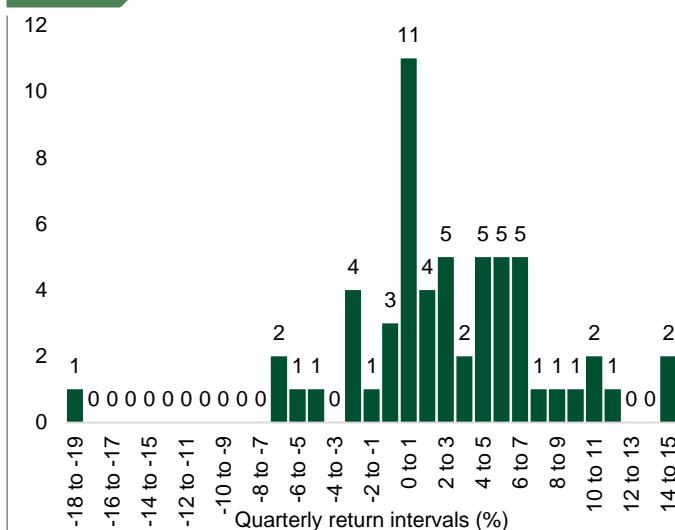
SA equity market: 69%



Rolling 7-year annualised return



Quarterly return distribution



Quarterly report:

Nedgroup Investments XS Accelerated Fund of Funds



Performance across classes

	A Class (all in)	B Class (lisp)	C Class (clean)	Peer group	SA inflation
Quarter	0.3%	0.7%	0.6%	1.2%	2.0%
1 year	-5.7%	-4.3%	-4.6%	2.2%	3.1%
3 year	-2.5%	-1.1%	-1.4%	1.5%	4.1%
5 year	0.5%	2.1%	1.7%	2.9%	4.6%



Costs across classes

	Management fee (excl. Vat)	financial planner	total expense ratio	transaction charges	total investment charges
A Class (all-in)	1.30%	1.00%	2.74%	0.13%	2.87%
B Class (LISP)	1.00%	N/A	1.24%	0.13%	1.37%
C Class (clean)	1.30%	NA	1.60%	0.12%	1.72%

as at 30 December 2020

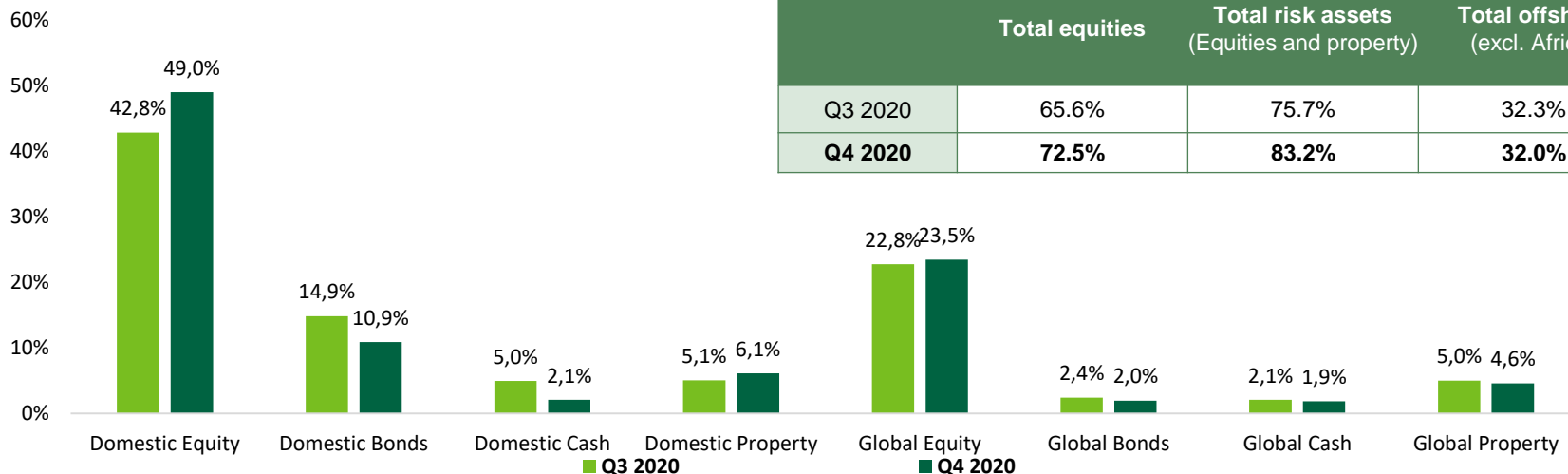
* Includes BOTH multi-manager and underlying fund fees. Both the Total Expense Ratio (TER) and Transaction Costs (TC) of the Fund are calculated on an annualised basis, beginning 1st of October 2017 and ending 30th of September 2020

Quarterly report:

Nedgroup Investments XS Accelerated Fund of Funds



Asset allocation changes



	Total equities	Total risk assets (Equities and property)	Total offshore (excl. Africa)
Q3 2020	65.6%	75.7%	32.3%
Q4 2020	72.5%	83.2%	32.0%



Summary of recent changes

The following asset allocation decisions were made during the quarter:

- As EM currencies strengthened on the back of global risk-on sentiment, we believed the rand was trading stronger than what was expect based on SA's long-term fundamentals. As a result, we increased our **foreign exposure** several times on the back of this rand strength – setting formal buying limits.
- We moved to reduce the underweight position in **domestic equities**, allowing our equity weight to drift upwards with the markets.
- We trimmed our position to **domestic bonds** in the fourth quarter, while we still remain overweight in this asset class.
- We moved to reduce the underweight position in **domestic property** by introducing the Sesfikile SA Property fund at the start of December and allowing our weight to drift upwards.

Quarterly report:

Nedgroup Investments XS Accelerated Fund of Funds



Asset allocation

Domestic Equity



49.0%

Domestic Property



6.1%

Domestic Fixed Interest



13.0%

Foreign Equity



23.5%

Foreign Property



4.6%

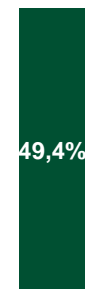
Foreign Fixed Interest



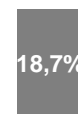
3.9%



Regional exposure



PURE SA



RAND HEDGES



DIRECT FOREIGN



Top ten holdings (as a % of fund)



NASPERS

4.4%



2.2%



BRITISH AMERICAN
TOBACCO

2.1%

BHP

1.8%



ANGLO
AMERICAN

1.8%



prosus

1.5%



Standard Bank

1.4%



IMPALA
PLATINUM

1.2%

santam

0.9%



Hudaco

0.9%

Quarterly report:

Nedgroup Investments XS Accelerated Fund of Funds



Domestic asset class positioning



Domestic Equity

Under weight

49.0%

- We have moved to reduce the underweight position to this asset class as opportunities have been created in the market.
- Small cap stocks tend to be most exposed to the domestic environment and while they may benefit during a turnaround, during periods of low growth they are the most exposed.

Domestic Property

Under weight

6.1%

- We acknowledge the very attractive yields on offer in the domestic property market.
- The local economic backdrop does not warrant materially increasing exposure to this asset class as yet.

Domestic Bond

Over weight

10.9%

- Real yields offering good value and we look to maintain our exposure.
- Playing the interest rate cycle through our duration positioning given increased volatility.
- Includes short duration exposure held in the multi-asset income fund.

Domestic Cash

Over weight

2.1%

- The exposure to defensive assets remains prudent given the high level of uncertainty globally
- Provides consistent return profile.
- The healthy cash balance also provides optionality (dry powder) should opportunities arise.



Global asset class positioning



Global Equity

Over weight

23.5%

- Pockets of opportunity have opened up in the market, but are not without risks.
- International opportunities offering diversification, access to higher growth (e.g. EM) and risk adjusted returns, not just protection against rand weakness.

Global Property

Neutral

4.6%

- Although the lower interest rate environment has been favourable, the global economic lockdown has put this sector under pressure.
- We are, however, positioned for concerns around the impact of technology disruption.

Global Bond

Under weight

2.0%

- Underweight global bonds in general. Valuations brought under further pressure by the recent cut in interest rates by most central banks.
- Our exposure is largely short-dated Treasury bills.

Global Cash

Neutral

1.9%

- Cash positions remain as the underlying managers look for compelling, idiosyncratic opportunities.

Quarterly report:

Nedgroup Investments XS Accelerated Fund of Funds



Domestic: fund manager exposures

Equity General: 32.2%

ABAX
investments

FOORD

Mazi

LAURIUM
CAPITAL

Small/Mid Cap Equity: 5.8%

ABAX
investments

Passive Multi-Asset: 15.2%

Taquanta

Property: 2.9%

BRIDGE
FUND MANAGERS

PRUDENTIAL
INVESTMENT MANAGERS

Flexible Income: 17.9%

ABAX
investments

Taquanta



Global: fund manager exposures

Equity: 12.3%

Veritas
— Asset
Management

ARDEVORA

Emerging Markets Equity: 3.0%

NSOPARTNERS

Flexible Multi-Asset: 6.1%

FPA
investors first

Pyrford
International

Property: 4.4%

RESOLUTION
CAPITAL

As at 30 September 2020
The residual balance (out of 100%) is held as domestic cash to provide liquidity

Disclaimer

Nedgroup Collective Investments (RF) Proprietary Limited is the company that is authorised in terms of the Collective Investment Schemes Control Act to administer the Nedgroup Investments unit trust portfolios. Unit trusts are generally medium to long term investments. The value of your investment may go down as well as up. Past performance is not necessarily a guide to future performance. Nedgroup Investments does not guarantee the performance of your investment and even if forecasts about the expected future performance are included you will carry the investment and market risk, which includes the possibility of losing capital. Unit trusts are traded at ruling prices and can engage in borrowing and scrip lending. Certain unit trust funds may be subject to currency fluctuations due to its international exposure. Nedgroup Investments has the right to close unit trust funds to new investors in order to manage it more efficiently. A schedule of fees and charges and details of our awards are available on request from Nedgroup Investments. A fund of funds may only invest in other unit trust funds, that levy their own charges, which could result in a higher fee structure. Nedgroup Investment Advisors (Pty) Ltd (the 'Investment Manager') an authorised as a financial services provider under the Financial Advisory and Intermediary Services Act (FSP No. 1652), is the appointed Investment Manager of the Management Company.

Certain Nedgroup Investments unit trust portfolios include international assets, whereby a change in the exchange rates may cause the value of those investments to rise and fall. Excessive withdrawals from the portfolio may place the portfolio under liquidity pressures and that in such circumstances a process of ring-fencing of withdrawal instructions and managed pay-outs over time may be followed.

Please note that Nedgroup Collective Investments (RF) Proprietary Limited is not authorised to and does not provide financial advice. This presentation is of a general nature and intended for information purposes only. It is not intended to address the circumstances of any investor and cannot be relied on as legal, tax or financial advice, either express or implied. Whilst we have taken all reasonable steps to ensure that the information in this document is accurate and current on an ongoing basis, Nedgroup Investments shall accept no responsibility or liability for any inaccuracies, errors or omissions relating to the information and topics covered in this presentation. Nedgroup Collective Investments (RF) Proprietary Limited is a member of the Association for Savings & Investment SA (ASISA).