



Quarterly review

Nedgroup Investments Core Diversified Fund

As at 30 September 2021

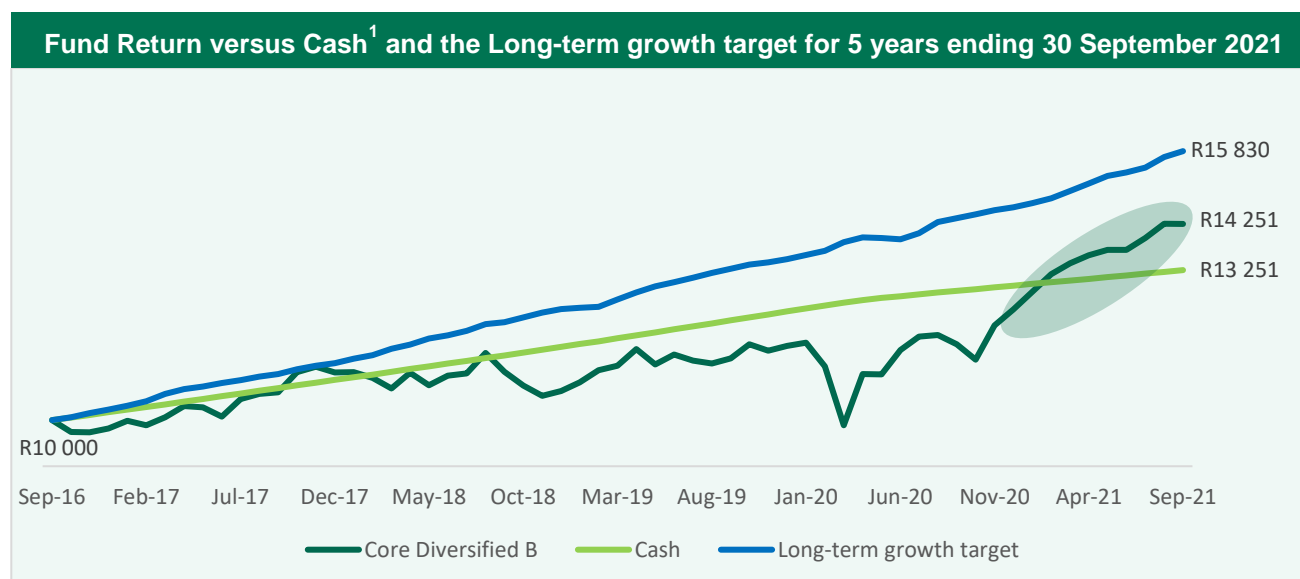


A volatile quarter for risk assets and large cap companies

Over the quarter, global vaccination efforts were provided a boost when the Pfizer/BioNTech vaccine became the first vaccine to gain full approval from the US Food and Drug Administration (FDA). It was a turbulent quarter for risk assets which saw volatile periods of recovery and retracement. Commodity prices increased and in turn the concerns spilled over to the emerging markets in what proved to be one of the worst quarters for emerging markets since the start of the pandemic. With less exposure to global risk factors, domestically exposed small and mid-cap counters outperformed large cap counterparts during the quarter. In the third quarter, the Nedgroup Investments Core Diversified Fund grew by +4.1%.

The table below compares an investment in Nedgroup Investments Core Diversified Fund to a bank deposit (cash) investment and its growth target over various time periods. For every R10 000 invested in the Nedgroup Investments Core Diversified Fund five years ago, you would have R14 251 at the 30th of September 2021. This slightly higher than the R13 251 you would have achieved had you invested your money in bank deposits (cash) over the same period. The green circle in the chart below, highlights the recent market recovery, which helps to contextualise the returns experienced in the past few years.

Value of R10,000 investment in Nedgroup Investment Core Diversified Fund versus Cash ¹ and the Growth target						
	3 Months	1 Year	3 Years	5 Years	7 Years	Inception 31 August 2009
Growth of fund (after fees) (Growth in %)	R10 410 4.1%	R12 242 22.4%	R12 898 8.9% p.a.	R14 251 7.3% p.a.	R16 732 7.6% p.a.	R34 316 10.7% p.a.
Growth of cash (Growth in %)	R10 087 0.9%	R10 350 3.5%	R11 621 5.1% p.a.	R13 251 5.8% p.a.	R14 931 5.9% p.a.	R19 553 5.7% p.a.
Growth target (inflation+5%) (Growth in %)	R10 301 3.0%	R11 013 10.1%	R13 061 9.3% p.a.	R15 830 9.6% p.a.	R19 336 9.9% p.a.	R32 192 10.2% p.a.



The Nedgroup Investments Core Diversified Fund has a long-term growth target of 5% above inflation (around 10% per year) over 5-year periods. The fund has provided returns closer to cash over the past 5 years. However, history² demonstrates that two thirds of the time a fund such as this would have achieved or surpassed its long-term target. This confirms the importance of being invested for the long term. In fact, if you increase your investment horizon, the risk of underperforming this target decreases.

¹ We used the STeFI call deposit rate for cash returns

² Based on SA market returns from 1960 to 2018 (source Firer 2006) using the same long-term equity allocation and fees.



Market and economic commentary

The most notable event in the third quarter was the Chinese crackdown on tech. In July, Chinese government officials announced that they intend to closely police antitrust and consumer protection practices over the next 6 months. The crackdown has been widespread and far reaching, sending a clear message that the Chinese government is taking cybersecurity very seriously.

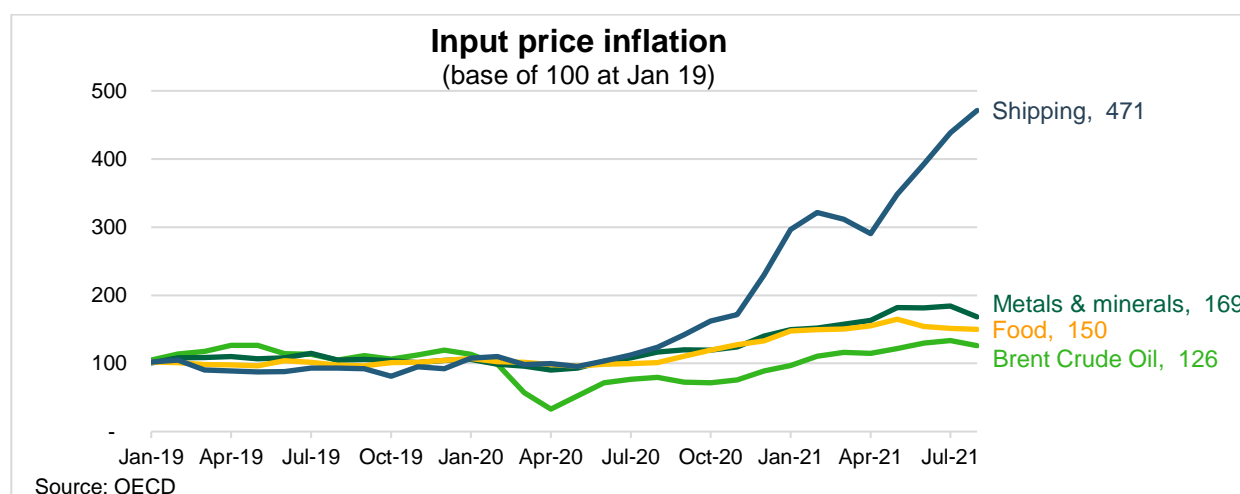
In the past, prior to the internet being commonplace in most households, China relied on the measures in the Golden Shield Project to provide 'digital protection'; essentially blocking many foreign players from entering the Chinese tech market, thereby boosting the growth of home-grown tech companies.

However, this time things are different. The new regulations and tech crackdown have been applied to both foreign and local players. The new regulations include the Data Security Law which came into effect in September and the Personal Information Protection Law, which was passed in August 2021, which together insure the necessary protection of data.

The crackdown has had a notable effect on tech giants and their market prices. For example, under 18s are only permitted to play games for a maximum of three hours a week at dedicated times, with the media equating gaming to "electronic drugs" and "spiritual opium". Tencent Holdings, a significant player in the Chinese gaming market, has experienced the brunt of the clampdown with its share price dropping almost 30% since the end of June. Other measures 'to protect' its youth include banning profits on educational subjects that are covered in primary and middle school, not allowing new registrations of private tutoring companies and banning raising capital. Other examples include forcing Didi (akin to the Uber of China), to remove its app from the Chinese app store and blocking new users from signing up, earlier in the year Alibaba was fined \$2.75 for antitrust violations and Tencent experienced yet another knock with it being banned from engaging in exclusive music streaming agreements.

For now, it looks like cybersecurity and Chinese protectionism trumps the need for the fast growth that tech companies have been inclined to deliver.

Looking beyond China, the global economic recovery has remained strong, underpinned by good progress in vaccinations and central bank support. In fact, in many countries, GDP has risen to pre-COVID levels. However, there are large deviations from country to country driven by marked differences in vaccinations rates forcing some countries to revert to lock down restrictions. This stop-start of economies has created all sort of demand and supply pressures creating bottlenecks in supply chains and ultimately leading to inflation. This is evident in the chart below, with shipping in particular increasing by almost 5 times over the last three years!



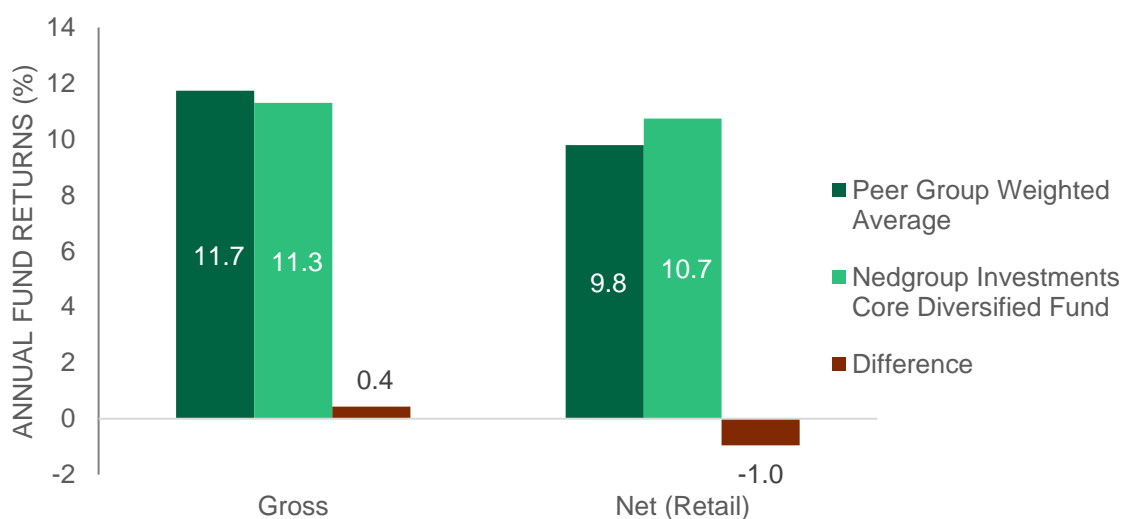
Central banks will have to balance rising inflation with their accommodative monetary policy. Given that a fair portion of inflation has been driven by supply chain disruptions, inflation rates could normalise once the pandemic related disruptions are no longer present.



The Core Diversified fund has truly delivered “what’s on the tin”

Investment theory states that the average asset weighted return of all participants investing in a market should be equal to the market return less fees. Over the years there have been some who have said “South Africa is different” because “Our market is too concentrated” and so they would expect active managers to outperform the markets. Some of the confusion arises from the fact that the average fund manager return is not equal to the average Rand invested in the market. This is because the largest 10 funds in most SA fund categories represents nearly 70% of the total assets within that space.

A recent study we conducted for our Core Chartbook seems to indicate that most fund categories in South Africa do follow investment theory. Each of the categories’ peer weighted returns before fees were broadly in line with their passive (rules-based) counterparts. Lower fees for passive funds resulted in better performance after fees as can be seen for the South African Multi Asset High Equity category over the period 31 August 2009 to 30 September 2021 (just over 12 years).



Source: Nedgroup Investments Core Chartbook 2021

The Nedgroup Investments Core Diversified fund is ranked 4th out of 43 funds since its inception (31 August 2009). Over the past ten years its ranked 2nd out of 62 funds just illustrating what an important difference fees have made over the period.

Generally, asset weighted average returns in SA categories have been higher than the standard peer average (equally weighted) used as benchmarks for funds in their categories; 9.8% vs 8.9% per annum over the period since the inception of the Core fund. This implies that fund managers who have delivered better relative performance compared to their peers have been able to grow their assets. Generally, the smaller funds also had higher fees due to lack of scale and multiple fee layers.



Inflation outlook and what it means for asset prices

It is no secret that inflation is top of mind for investors right now as prices for housing, used cars, commodities, airfare, and hotels increase at a faster rate. Inflation is a metric we, and the rest of the market, have followed exceptionally closely over the past few months, as it signals whether and for how long low interest rates and asset purchases can continue. In 2020, the US Federal Reserve confirmed a shift in policy to target average inflation of 2%. Fast forward a year and inflation across the world has risen in the US above the 2% mark. This has backed the Federal Reserve switch to inflation-averaging from inflation-targeting to alleviate potential policy pressures from inflation. Some drivers will no doubt be transitory, while other areas of pricing pressure may prove to be more persistent. For many countries, inflation prints over the quarter exceeded expectations, but a similar result for US inflation gauges and the resultant US Federal Reserve's (Fed) response was the main bellwether for market volatility.

Globally, inflation increased in September. US CPI increased to 5.4% y/y in September from 4.2% y/y in April and UK inflation rose to 3.2% y/y in August from 1.5% y/y in April. In the Eurozone, inflation increased to 2% y/y in September from 1.6% y/y previously. Higher energy prices and ongoing supply constraints has kept input prices elevated for much longer than anticipated, especially for producers. Hence, global financial markets were weighed down during September as investors become more wary of rising inflation and interest rates.

The rapid pace of the global recovery saw the Federal Open Market Committee cut its forecast for 2021 growth in the nation's GDP from the 7% it projected in June to 5.9% in the September meeting, bringing forward their expectation for tapering and interest rate hikes. We have seen large inflation prints (5% most recently) for an economy that targets 2% inflation, but this was largely expected due to the low base effects from 2020 and is communicated by policy makers to be short lived given the pent-up demand in the system. The market largely seems to believe this rhetoric, amplified by the fact that CPI has spiked due to specific components such as used cars (where semiconductor shortages are reducing car outputs), airfare and hotels (which are quickly rebounding given the pent-up demand). This is playing into the Fed's transitory story, and the market thus far has been relatively relaxed about the higher inflation prints.

The risk remains that they are wrong, that these pressures last longer than expected, and that other components in the basket also start to contribute to this persistently. Should inflation turn out to be a persistent issue, the Fed will be forced to make the impossible decision: raise interest rates in a leveraged system or suffer the consequences of high inflation. Combined, the idea of peak growth and more persistent inflation has stoked fears of potential stagflation further down the line and a concern that the reluctance of policy makers to acknowledge inflationary pressures as anything but "transitory" will leave them behind the curve.

In Emerging Markets, we have seen some central banks hike rates, including Mexico, Russia, Brazil, Hungary and the Czech Republic. Unlike South Africa, these countries have hiked largely as a result of inflationary pressures, but this could exert pressure on the South African Reserve Bank (SARB) to hike rather sooner than later. The SARB has the difficult job of balancing this with the fact that our economic growth might be again affected by current round of lockdown due to COVID-19.

In conclusion, the US Fed continues to support the premise that inflationary pressures will be transitory but refined their communication at the September meeting to reflect a slightly more hawkish stance. It is important to monitor this to assess how long the stimulatory factors (asset purchases and low rates) will remain in the market and economy. Markets are keenly aware that price increases are again playing a part in Fed policy even if the rhetoric is muted. The Federal Reserve may have thought its switch to inflation-averaging from inflation-targeting would alleviate potential policy pressures from inflation. It has not. Inflation is a very public drag on consumption at a time when the economy needs all the spending families can muster. Looking ahead, the market expectation is for interest rates to remain below the inflation rate for the years to come. Should inflation become problematic, it is more likely that methods of yield curve control are employed, as opposed to a return of normal monetary policy. Talk of tapering or the withdrawal of liquidity will no doubt become one of the main drivers of potential volatility for markets that have become used to, if not dependent, on easy financial conditions.



Disclaimer

Nedgroup Collective Investments (RF) Proprietary Limited is the company that is authorised in terms of the Collective Investment Schemes Control Act to administer the Nedgroup Investments unit trust portfolios. Unit trusts are generally medium to long term investments. The value of your investment may go down as well as up. Past performance is not necessarily a guide to future performance. Nedgroup Investments does not guarantee the performance of your investment and even if forecasts about the expected future performance are included you will carry the investment and market risk, which includes the possibility of losing capital. Unit trusts are traded at ruling prices and can engage in borrowing and scrip lending. Certain unit trust funds may be subject to currency fluctuations due to its international exposure. Nedgroup Investments has the right to close unit trust funds to new investors in order to manage it more efficiently. A schedule of fees and charges and details of our awards are available on request from Nedgroup Investments. A fund of funds may only invest in other unit trust funds, that levy their own charges, which could result in a higher fee structure. Nedgroup Investment Advisors (Pty) Ltd (the 'Investment Manager') an authorised as a financial services provider under the Financial Advisory and Intermediary Services Act (FSP No. 1652), is the appointed Investment Manager of the Management Company.

Certain Nedgroup Investments unit trust portfolios include international assets, whereby a change in the exchange rates may cause the value of those investments to rise and fall. Excessive withdrawals from the portfolio may place the portfolio under liquidity pressures and that in such circumstances a process of ring-fencing of withdrawal instructions and managed pay-outs over time may be followed.

Please note that Nedgroup Collective Investments (RF) Proprietary Limited is not authorised to and does not provide financial advice. This presentation is of a general nature and intended for information purposes only. It is not intended to address the circumstances of any investor and cannot be relied on as legal, tax or financial advice, either express or implied. Whilst we have taken all reasonable steps to ensure that the information in this document is accurate and current on an ongoing basis, Nedgroup Investments shall accept no responsibility or liability for any inaccuracies, errors or omissions relating to the information and topics covered in this presentation. Nedgroup Collective Investments (RF) Proprietary Limited is a member of the Association for Savings & Investment SA (ASISA).