



See money differently

Quarterly Report: **Nedgroup Investments** **XS Diversified Fund of Funds**

as at 30 June 2022

Quarterly report: Nedgroup Investments



Domestic asset class returns (ZAR)



SA Equity

-11.7%

Q2 2022

4.7% 1 year

8.2% 3 years

12.3% LT average

The Naspers / Prosus recovery was one of the top performers, while resources were the biggest losers

SA Property

-11.6%

Q2 2022

0.2% 1 year

-9.0% 3 years

11.8% LT average

Weakness was broad-based, but Growthpoint and Redefine were the largest detractors

SA Bond

-3.7%

Q2 2022

1.3% 1 year

5.8% 3 years

6.9% LT average

SA yields were impacted by the negative global environment and the rising domestic inflation backdrop

SA Cash

1.1%

Q2 2022

3.8% 1 year

4.5% 3 years

5.9% LT average

The repo rate was increased by 75bps to 4.75% this quarter.



Global asset class returns (USD)



Global Equity

-15.5%

Q2 2022

-15.4% 1 year

6.7% 3 years

10.2% LT average

Tech-heavy Nasdaq fared the worst and EU struggled due to higher inflation and vulnerability to recession

Global Property

-17.2%

Q2 2022

-12.7% 1 year

-0.2% 3 years

5.8% LT average

Rising rates, inflation pressure and recession fears weighed heavily on REITs, in particular on offices and regional malls

Global Bond

-8.3%

Q2 2022

-15.3% 1 year

-3.2% 3 years

1.6% LT average

Global bond market volatility remained elevated and yields pushed higher in the global rising rate trend

US Cash

0.4%

Q2 2022

0.6% 1 year

0.8% 3 years

4.3% LT average

US inflation for May surprised to the upside at 8.6% and US Fed hiked rates by 1.25% in the quarter



Exchange rates (Rand spot rate and quarterly change)



US Dollar R16.38

11%

The US dollar was the main beneficiary of the current market environment. With talks about a looming recession, investors sought refuge in the safety of the dollar. After a resilient first quarter, the rand depreciated 11.4% to the dollar in the second quarter, with the state of the local economy exacerbated by Eskom power cuts.



British Pound R19.90

5%

The Bank of England (BoE) hiked rates for a fifth time since December 2021 just a day after the US Fed announced their 75bps rate hike in June. Inflation rose to 9.1% in May from 9% in April, consumer confidence has fallen further and the BoE now expect GDP to fall by 0.3% in the second quarter as a whole.



Euro R17.13

3%

The European Central Bank (ECB) confirmed in June that it will raise rates by 0.25% in July, in line with most market participant expectations. High inflation is a major challenge as the ECB expects inflation to remain undesirably high for the next few years at 6.8% in 2022, 3.5% in 2023 and 2.1% in 2024.

Quarterly report: Nedgroup Investments



Domestic performance drivers



Highlights

- First quarter GDP printed at 1,9%, exceeding market expectations, with the economy now back at pre-COVID levels. The expansion was broad based, with strong contributions from the manufacturing and trade sector, and robust consumer spending as the economy reopened.
- Eskom announced 18 winning bids for renewable projects in Mpumalanga, which will lease land from Eskom and generate an estimated 1800MW of energy to be wheeled across the grid. While this will not alleviate the immediate energy crisis, it is illustrative of the energy reforms slowly being enacted. It was also constructive to note that the first two private projects for generation below 100MW was approved in May, both solar, marking a milestone in energy reforms and better prospects.



Low points

- Eskom loadshedding intensified significantly towards the end of June as striking workers impaired the ability to provide secure electricity supply to the country
- In addition, weak prints for mining and manufacturing production in April confirming the disruption and damage from the flooding in KwaZulu Natal, strikes in the mining sector and persistent loadshedding will result in weak GDP growth figures for the second quarter.
- Headline inflation surprised to the upside at 6,5% y-o-y in May, a breach of the 6% upper target of the SA Reserve Bank and the highest figure since 2017.



Global performance drivers



Highlights

- Based on recent survey data, stimulus measures seem to be helping and we have seen improving PMI numbers.
- Covid-19 restrictions have been relaxed in many countries, providing some relief to previously constrained sectors like hospitality and entertainment. Capacity constraints, mask-wearing and testing requirements are some examples of the relaxed restrictions.
- In May, European Central Bank President (ECB) Christine Lagarde provided a rare explicit forward policy guidance, by saying that the Eurozone policy rate was likely to be positive (currently at -0.5%) by the end of the third quarter this year.



Low points

- High food and energy prices remain two of the biggest drivers of high inflation figures, with the war between Russia-Ukraine and pandemic restrictions in China keeping pricing pressure elevated.
- Losses were not confined to traditional 'risk' assets with notable swings in fixed income markets as investors grappled with a changing landscape of base-rate expectations.
- The Chinese economy remains under significant strain due to Covid-induced lockdowns.

Quarterly report:

Nedgroup Investments XS Diversified Fund of Funds



Fund overview

Max equity

75%

Time frame

Min **5** years

Benchmark

Inflation
+5%

Peer group

**SA Multi-
Asset High
Equity**

Regulation 28

Compliant

Risk profile



Fund costs (C – clean class)

Management fee* (Excl. Vat)

1.25%

Total expense ratio

1.31%

Transaction charges

0.12%

Total investment charges

1.43%



Benefits of the XS Fund of Funds range

Competitive pricing



Diversified across
Asset classes



Investment experts



Passive and active underlying
investments



Tax
Efficient



Ongoing
Due diligence



as at 30 June 2022

**Includes BOTH multi-manager and underlying fund fees. Both the Total Expense Ratio (TER) and Transaction Costs (TC) of the Fund are calculated on an annualised basis, beginning 1st July 2018 and ending 31 March 2022

Quarterly report:

Nedgroup Investments XS Diversified Fund of Funds

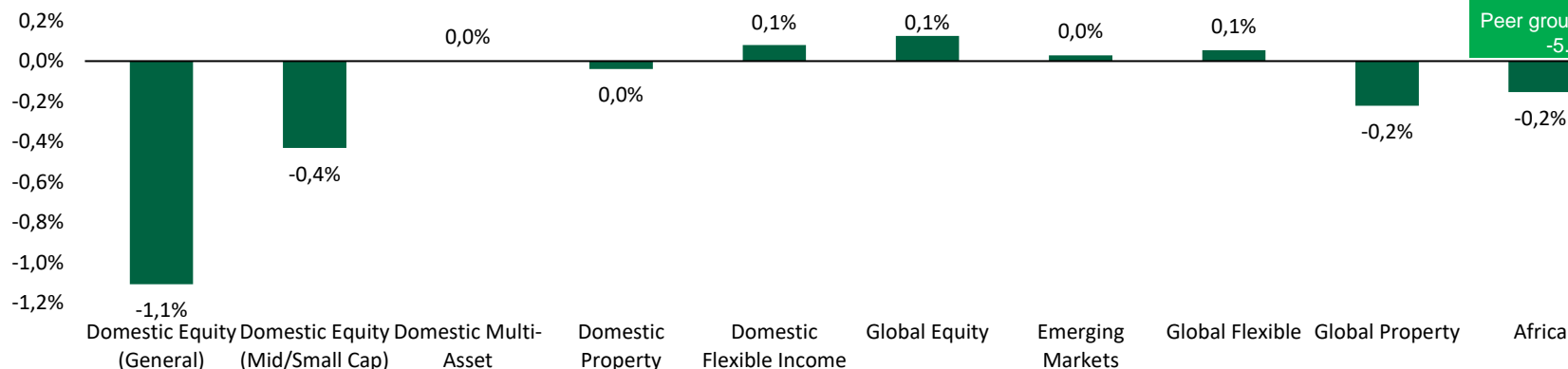


XS Fund of Funds performance contribution – Q2 2022

Q2 2022

-5.2%

Peer group average:
-5.7%



- Global equity and the domestic flexible income bucket contributed the most to performance.
- The Nedgroup Investments Core Income Fund was well positioned for the current hiking cycle. The fund largely holds floating rate instruments which will all reset their interest rate coupons to the new higher rate over the coming weeks and months.
- In terms of global equities, the MSCI All Country World Index gave back -5.3% (in rand terms). The peer group average (ASISA) Global Equity General was down -4.8% for the quarter. However, the Nedgroup Investments Global Emerging Markets Feeder managed to return 0.5%. The fund's stock selection in India's Varun Beverages (up +21.0%), is one example of a good call made over the quarter



Detractors this quarter

- Increasing inflationary pressures, rising interest rates and tensions between Ukraine/Russia, continued to put risk assets under pressure. Domestic equities and global property were the biggest detractors to performance.
- Locally, the FTSE/JSE All Share Index (ALSI) returned -11.7% for the quarter and the Capped SWIX -10.6%, dragged down by Resources with a -21.9% return, -15.8% from Financials, -12.1% from Listed Property (All Property Index) and -3.0% from Industrials
- The XS Diversified FOF range top 10 holdings did have exposure to resource and financial stocks.
- Two out of the five domestic equity managers (Mazi Equity down -10.4% and Satrux ALSI equity down -11.7%) underperformed their peer group (ASISA General Equity down -9.1%).

Quarterly report: Nedgroup Investments XS Diversified Fund of Funds



Fund performance (clean class)

Q2'22 return

-5.2%

Peer group average: -5.7%

Ytd return

-5.7%

Peer group average: -6.5%

1yr annualised return

+4.3%

Peer group average: +2.8%

3yr annualised return

+5.1%

Peer group average: +6.6%

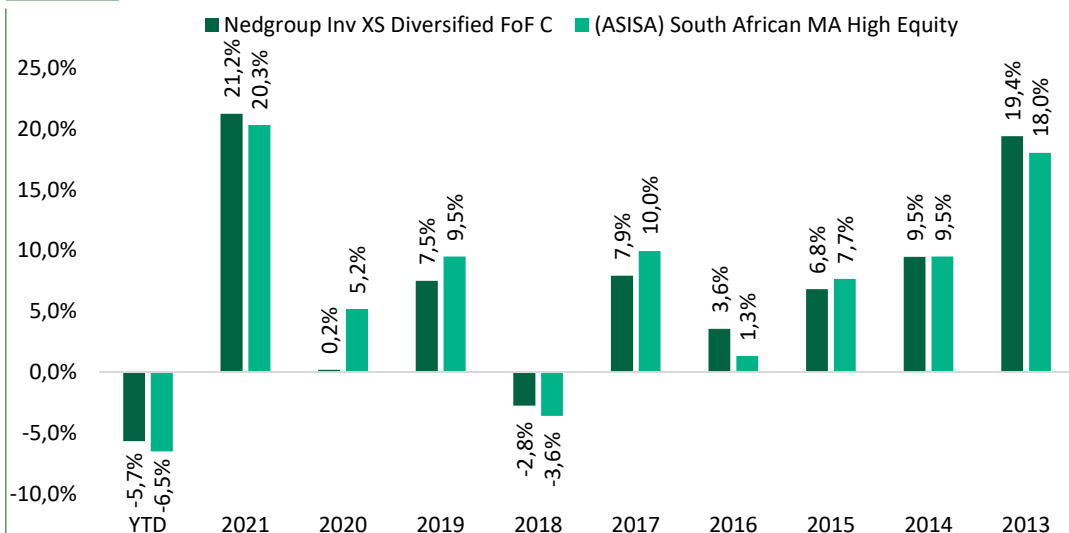
5yr annualised return

+4.5%

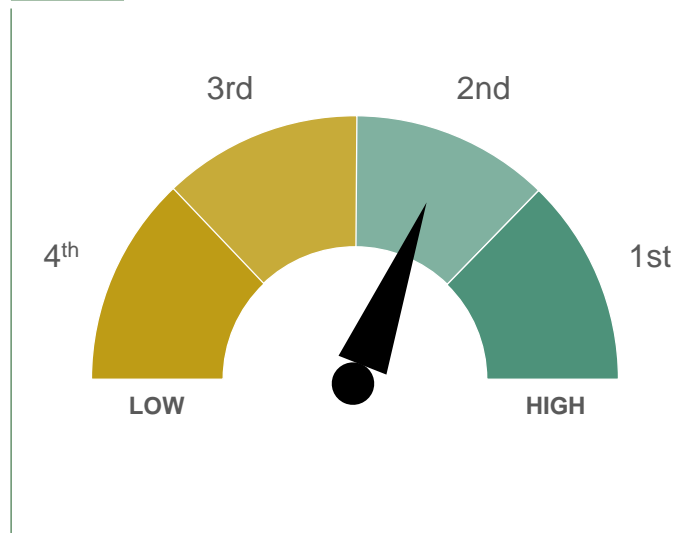
Peer group average: +6.1%



Calendar year performance



Peer group quartile ranking: 1yr



as at 30 June 2022

Quarterly report: Nedgroup Investments XS Diversified Fund of Funds



Risk measures since inception

Rolling 5yr return

63%

Hit rate: outperforming
peer group average

Volatility

8.3%

SA equity market: 15.0%

Max drawdown

-18.1%

SA equity market: -40.4%

Sharpe ratio

0.4

SA equity market: 0.5

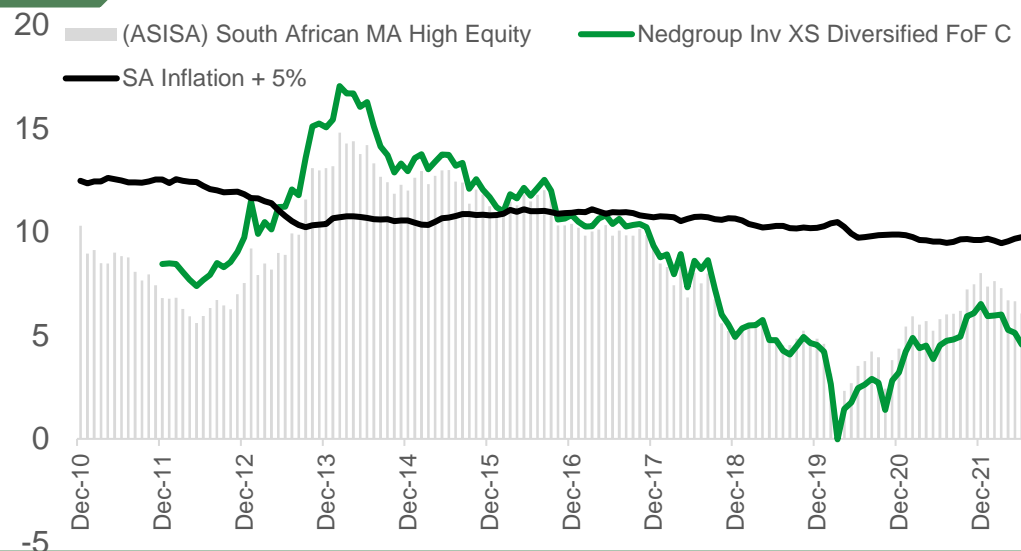
% Positive months

82%

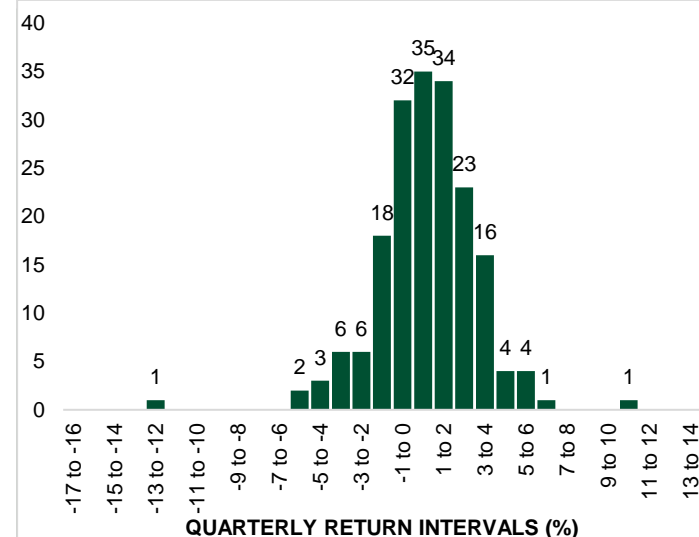
SA equity market: 76%



Rolling 5-year annualised return



Quarterly return distribution



Quarterly report:

Nedgroup Investments XS Diversified Fund of Funds



Performance across classes

| | A Class (all in) | B Class (lisp) | C Class (clean) | Peer group | SA inflation |
|---------|------------------|----------------|-----------------|------------|--------------|
| Quarter | -5.4% | -5.1% | -5.2% | -5.7% | 2.3% |
| 1 year | 3.1% | 4.7% | 4.3% | 2.8% | 6.5% |
| 3 year | 3.9% | 5.5% | 5.1% | 6.6% | 4.6% |
| 5 year | 3.4% | 4.9% | 4.5% | 6.1% | 4.5% |



Costs across classes

| | Management fee (excl. Vat) | financial planner | total expense ratio | transaction charges | total investment charges |
|------------------|----------------------------|-------------------|---------------------|---------------------|--------------------------|
| A Class (all-in) | 1.25% | 1.00% | 2.46% | 0.12% | 2.58% |
| B Class (LISP) | 0.95% | N/A | 0.97% | 0.12% | 1.09% |
| C Class (clean) | 1.25% | NA | 1.31% | 0.12% | 1.43% |

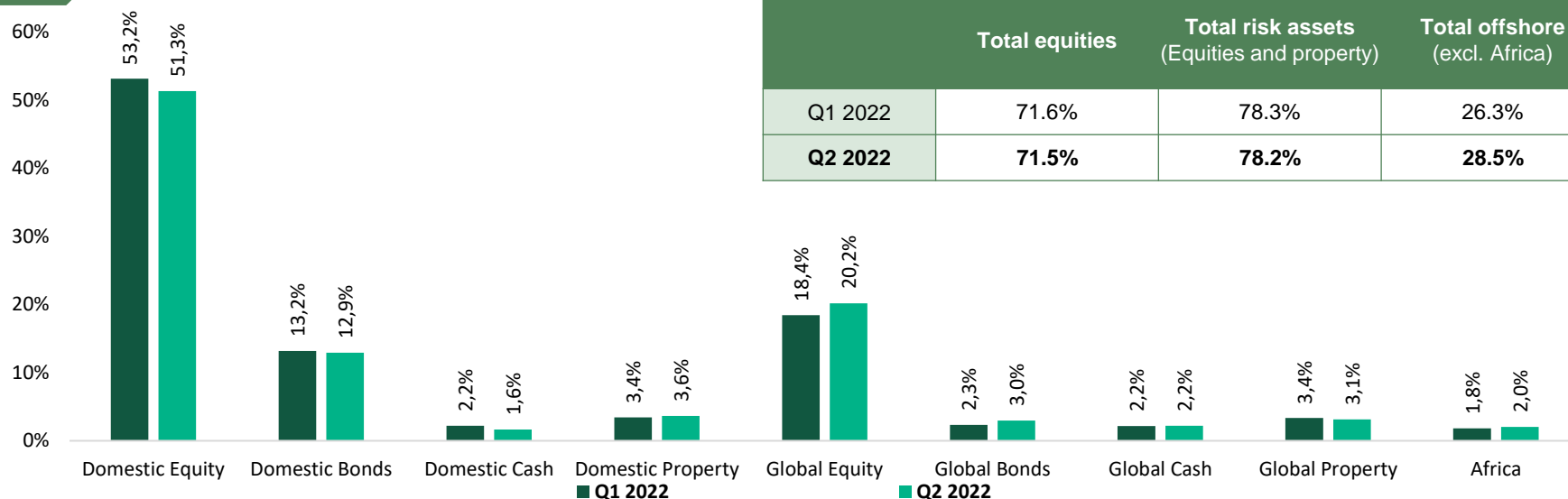
as at 30 June 2022

* Includes BOTH multi-manager and underlying fund fees. Both the Total Expense Ratio (TER) and Transaction Costs (TC) of the Fund are calculated on an annualised basis, beginning 1st of July 2018 and ending 30th of March 2022

Quarterly report: Nedgroup Investments XS Diversified Fund of Funds



Asset allocation changes



| | Total equities | Total risk assets (Equities and property) | Total offshore (excl. Africa) |
|---------|----------------|--|----------------------------------|
| Q1 2022 | 71.6% | 78.3% | 26.3% |
| Q2 2022 | 71.5% | 78.2% | 28.5% |



Summary of recent changes

- No changes were made to asset allocation during Q2 of 2022.
- We continue to be cognisant that the current geo-political tensions have primarily affected global growth through commodity supply and will have implications for central bank policy given deviations in inflation expectations.
- Therefore, we continue to monitor, assess, follow a sound investment process, and continue to make portfolio adjustments as necessary to ensure that portfolio positioning is reflective of our current market views.
- Any other differences noted above are purely as a result of market movements, and minor trades conducted by the investment team to ensure that the portfolio is in line with the house view. A healthy allocation to defensive assets remain and the funds are well diversified across all asset classes, with a conservative risk positioning.

Quarterly report:

Nedgroup Investments XS Diversified Fund of Funds



Asset allocation

Domestic Equity



51.3%

Domestic Property



3.6%

Domestic Fixed Interest



14.5%

Foreign Equity



20.2%

Foreign Property



3.1%

Foreign Fixed Interest



5.2%

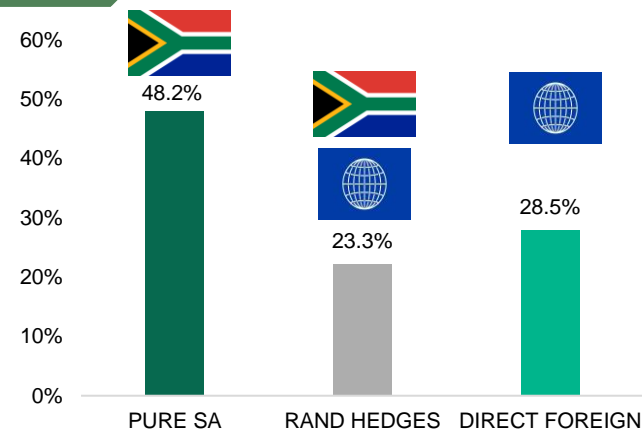
Africa



2.0%



Regional exposure



Top ten holdings (as a % of fund)



2.7%



NASPERS

2.3%



2.0%

BHP

1.8%



ANGLO AMERICAN

1.7%



1.5%



1.4%

Quilter

1.3%

Sanlam

0.8%

RICHEMONT

0.8%

as at 30 June 2022

Quarterly report: Nedgroup Investments XS Diversified Fund of Funds



Domestic asset class positioning



Domestic Equity



51.3%

- Despite this, SA equities as being attractive on a relative basis. In the context of many developed markets (which were trading at all-time highs and at elevated valuations, but have since come down) SA equities still offer a more attractive risk-reward profile.
- Sector and stock selection will be key.

Domestic Property



3.6%

- Some expansionary talk is starting to filter through once more now that Covid-19 related crisis management is not the sole focus of most management teams.
- Global inflation pressure should be beneficial for property as an asset class, although a period of consolidation can be expected

Domestic Bond



12.9%

- While it is difficult to see the fiscus continue its path of fiscal consolidation in the absence of high commodity prices (due to expenditure pressures, continued SOE support and lower growth all hampering tax revenues), we can concede that relative to many other EMs we are no longer on the precipice of a fiscal cliff and have managed to buy ourselves time.

Domestic Cash



1.6%

- Waiting on more attractive entry points on select equity opportunities.



Global asset class positioning



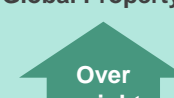
Global Equity



20.2%

- Equities will outperform fixed income, with an expectation of high single digit returns over the course of the year.
- We favour quality segments of the market with the expectation that these areas will withstand any potential recessionary pressures whilst also benefitting from an inflationary improvement.

Global Property



3.1%

- Real assets appear attractive as an alternative to fixed income and with some inflation protection.
- Selective commercial property segments and the broader infrastructure sectors will benefit from the continued reflation of economies.

Global Bond



3.0%

- Fixed income markets will underperform equities over a 12-month period. We anticipate shifting away from credit risk towards interest rate risk as implied yields climb. There is the potential for an overshoot on rate expectations, particularly if inflation levels start to show signs of peaking.

Global Cash



2.2%

- Cash positions remain as underlying managers look for compelling idiosyncratic opportunities. Less negative on cash given the rise in interest rates.

Quarterly report:

Nedgroup Investments XS Diversified Fund of Funds



Domestic: fund manager exposures

Equity General 38.7%



Small/Mid Cap Equity: 7.3%



Passive Multi-Asset: 17.8%



Property: 2.0%



Flexible Income: 11.1%



Offshore and Africa: fund manager exposures

Equity: 11.4%



EM Equity: 2.6%



Multi-Asset: 4.2%



Property: 3.0%



Africa: 2.1%



As at 30 June 2022
The residual balance (out of 100%) is held as domestic cash to provide liquidity

Disclaimer

Nedgroup Collective Investments (RF) Proprietary Limited is the company that is authorised in terms of the Collective Investment Schemes Control Act to administer the Nedgroup Investments unit trust portfolios. Unit trusts are generally medium to long term investments. The value of your investment may go down as well as up. Past performance is not necessarily a guide to future performance. Nedgroup Investments does not guarantee the performance of your investment and even if forecasts about the expected future performance are included you will carry the investment and market risk, which includes the possibility of losing capital. Unit trusts are traded at ruling prices and can engage in borrowing and scrip lending. Certain unit trust funds may be subject to currency fluctuations due to its international exposure. Nedgroup Investments has the right to close unit trust funds to new investors in order to manage it more efficiently. A schedule of fees and charges and details of our awards are available on request from Nedgroup Investments. A fund of funds may only invest in other unit trust funds, that levy their own charges, which could result in a higher fee structure. Nedgroup Investment Advisors (Pty) Ltd (the 'Investment Manager') an authorised as a financial services provider under the Financial Advisory and Intermediary Services Act (FSP No. 1652), is the appointed Investment Manager of the Management Company.

Certain Nedgroup Investments unit trust portfolios include international assets, whereby a change in the exchange rates may cause the value of those investments to rise and fall. Excessive withdrawals from the portfolio may place the portfolio under liquidity pressures and that in such circumstances a process of ring-fencing of withdrawal instructions and managed pay-outs over time may be followed.

Please note that Nedgroup Collective Investments (RF) Proprietary Limited is not authorised to and does not provide financial advice. This presentation is of a general nature and intended for information purposes only. It is not intended to address the circumstances of any investor and cannot be relied on as legal, tax or financial advice, either express or implied. Whilst we have taken all reasonable steps to ensure that the information in this document is accurate and current on an ongoing basis, Nedgroup Investments shall accept no responsibility or liability for any inaccuracies, errors or omissions relating to the information and topics covered in this presentation. Nedgroup Collective Investments (RF) Proprietary Limited is a member of the Association for Savings & Investment SA (ASISA).