



See money differently

# Quarterly Report: **Nedgroup Investments** **XS Accelerated Fund of Funds**

as at 31 December 2023

# Quarterly report: Nedgroup Investments



## Domestic asset class returns (ZAR)



### SA Equity



**9.3%** 1 year

**13.5%** 3 years

**12.3%** LT average

SA equity market rallied in Q4 supported by global sentiment and prospects of lower interest rates.

### SA Property



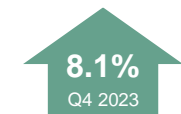
**10.2%** 1 year

**14.9%** 3 years

**11.3%** LT average

SA property rebounded as the market became more confident that the rate hiking cycle is over.

### SA Bond



**9.7%** 1 year

**7.4%** 3 years

**7.0%** LT average

Positive global and domestic factors led to a healthy rally in SA bonds.

### SA Cash



**7.3%** 1 year

**5.4%** 3 years

**5.9%** LT average

MPC unanimously kept the repo rate unchanged at 8.25% in November – the third consecutive meeting with no change.



## Global asset class returns (USD)



### Global Equity



**22.8%** 1 year

**6.2%** 3 years

**8.6%** LT average

US equities (+11.8%) was the top performer helped by the strong performance of technology stocks.

### Global Property



**10.9%** 1 year

**2.2%** 3 years

**6.3%** LT average

Global real estate (+15.6%) reflected their sensitivity to falling interest rate expectations.

### Global Bond



**5.7%** 1 year

**-5.5%** 3 years

**4.3%** LT average

Government bonds (+5.3%) did well but lagged riskier areas as the strong rally in equities tightened spreads.

### US Cash



**5.3%** 1 year

**2.7%** 3 years

**3.7%** LT average

US Federal Reserve language seemed to change from 'higher for longer' to 'higher for not much longer'.



## Exchange rates (Rand spot rate and quarterly change)



### US Dollar R18.29



The rand had a strong start relative to the US dollar this quarter as the US Fed maintained rates for a second time and Jerome Powell indicated another hike this year is unlikely. The rand remains under pressure given the state of the SA economy, with resumption of severe power cuts and persistent logistical constraints the major concerns.



### British Pound R23.31



UK inflation moderated more than expected over the period with the Office for National Statistics (ONS) revealing that the consumer prices index had dropped to 3.9% in November. This contributed to hopes that the Bank of England may have finished its series of interest rate hikes.



### Euro R20.20



Higher interest rates have weighed on the eurozone economy. Eurozone GDP fell by 0.1% quarter-on-quarter in Q3, Eurostat data showed. The HCOB flash eurozone purchasing managers' index (PMI) fell to 47.0 in December. This suggests that the region's economy is likely to have contracted in Q4 as well.

# Quarterly report: Nedgroup Investments



## Domestic performance drivers



### Highlights

- After a nail-biting Rugby World Cup tournament, the Springboks brought home the Webb Ellis Cup. Resilience, hard work and perseverance gave moments of joy and hope to our nation.
- Noteworthy developments in the energy landscape included cabinet's approval of the draft Integrated Resource Plan (IRP) 2023, which outlined the intended mix of energy generation for the upcoming years. After some delay, the seventh Bid Window for an additional 5000MW of renewable energy was announced in December.
- SA inflation eased back to 5.5% in November after peaking at 5.9% in October.



### Low points

- After two consecutive quarters of growth, South African real gross domestic product (GDP) contracted by 0.2% in the third quarter. The agriculture industry declined by 9.6%, driven lower mainly by field crops, animal products and horticulture products. The industry encountered several headwinds in the third quarter, including the outbreak of avian flu and the floods in Western Cape.
- The Medium-Term Budget Policy Statement (MTBPS) highlighted weaker fiscal metrics, a result of reduced revenues given lower commodity prices and weak economic growth, in addition to expenditure pressures.



## Global performance drivers



### Highlights

- Continuing signs of falling inflation coming from the US, Eurozone and even the UK, reduced near term concerns surrounding the potential stickiness of inflation (due to tight labour markets).
- Declining oil prices helped the broader falling inflation picture, and the 'soft landing' growth outlook as high energy prices are a tax on activity.
- Geopolitical risk eased. The Israel - Gaza conflict looked like being contained with both sides agreeing to a temporary truce combined with a release of hostages towards the end of November. Signs of easing US - China tensions were also witnessed in November with a meeting between US President Biden and Chinese President Xi Jinping in San Francisco.



### Low points

- High levels of government spending growth in 2023 will likely detract from US GDP growth going forward. Falling job openings increases the risk of the unemployment rate rising from current low levels which will be negative for consumption.
- China stood out as the underperforming economy and market in 2023 and continues to face significant structural challenges. The Chinese consumer remains depressed and saved more in the first 10 months of 2023, despite the economy opening.

# Quarterly report:

## Nedgroup Investments XS Accelerated Fund of Funds



### Fund overview

Max equity

**90%**

Time frame

Min **7** years

Benchmark

Inflation  
**+6.5%**

Peer group

**SA Multi-  
Asset  
Flexible**

Regulation 28

**Non-  
compliant**

Risk profile

1

2

3

**4**

5



### Fund costs (C – clean class)

Management fee\* (Excl. Vat)

**1.30%**

Total expense ratio

**1.36%**

Transaction charges

**0.15%**

Total investment charges

**1.51%**



### Benefits of the XS Fund of Funds range

Competitive pricing



Diversified across  
Asset classes



Investment experts



Passive and active underlying  
investments



Tax  
Efficient



Ongoing  
Due diligence



as at 31 December 2023

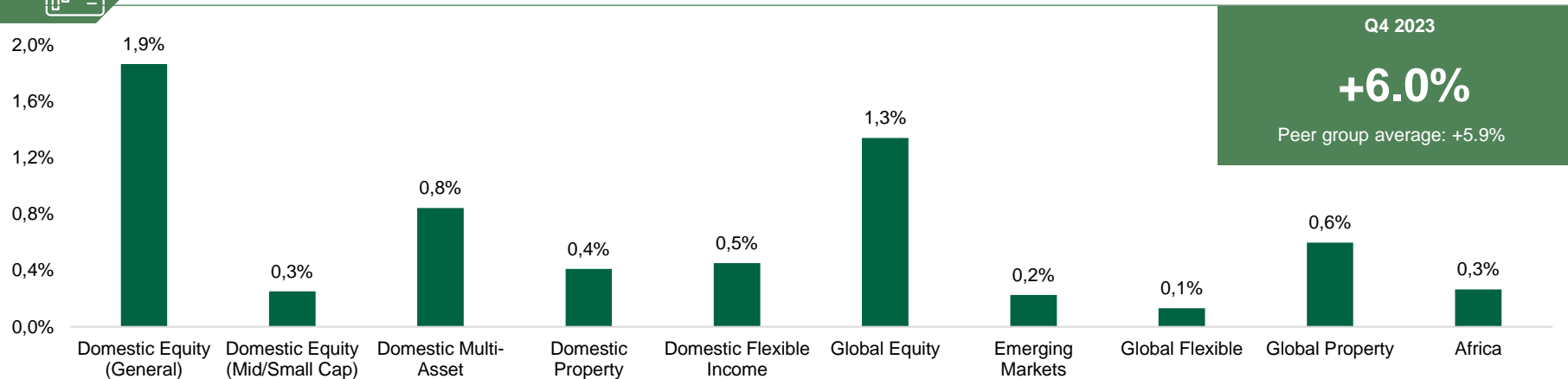
\*\*Includes BOTH multi-manager and underlying fund fees. Both the Total Expense Ratio (TER) and Transaction Costs (TC) of the Fund are calculated on an annualised basis, beginning 1<sup>st</sup> October 2020 to 30 September 2023.

# Quarterly report:

## Nedgroup Investments XS Accelerated Fund of Funds



### XS Fund of Funds performance contribution – Q4 2023



#### Contributors this quarter

##### Global Equity:

- Our global managers tracked the global equity market higher with manager Veritas a clear outperformer.

##### Domestic Equity:

- Global equity indices continued their strong run, which supported the local South African market to also push higher in December with the FTSE/JSE Capped SWIX returning 2.9% in the month, ending up 8.2% for Q4 23 and 7.9% for the year. Coronation had a remarkably strong year being the top performing domestic equity manager held within the XS FoF range. Domestic asset managers who had a healthy exposure to the financial sector (up more than 20% this year) and avoided the landmines in the resources sector (like Impala down more than 50%) performed well



#### Detractors this quarter

##### Emerging markets:

- While posting positive return for the year, the Nedgroup Investments Global Emerging Markets Feeder (NS Partners), still underperformed peers and other global equity managers. This was consistent with emerging markets having underperformed developed markets in 2023.

##### Domestic Equity:

- Within the domestic equity carve out, the Nedgroup Investments SA Equity fund (Laurium) had a poor year. Stock selection that detracted include locally listed platinum exposure and Pick 'n Pay.
- Exposure to the platinum sector detracted as the PGM basket price came under pressure during the year, and counters such as Anglo American Platinum and Impala Platinum underperformed.

# Quarterly report: Nedgroup Investments XS Accelerated Fund of Funds



## Fund performance (clean class)

Q4'23 return

**+6.0%**

Peer group average: +5.9%

1yr annualised return

**+11.9%**

Peer group average: +11.8%

3yr annualised return

**+11.2%**

Peer group average: +10.9%

5yr annualised return

**+7.7%**

Peer group average: +9.4%

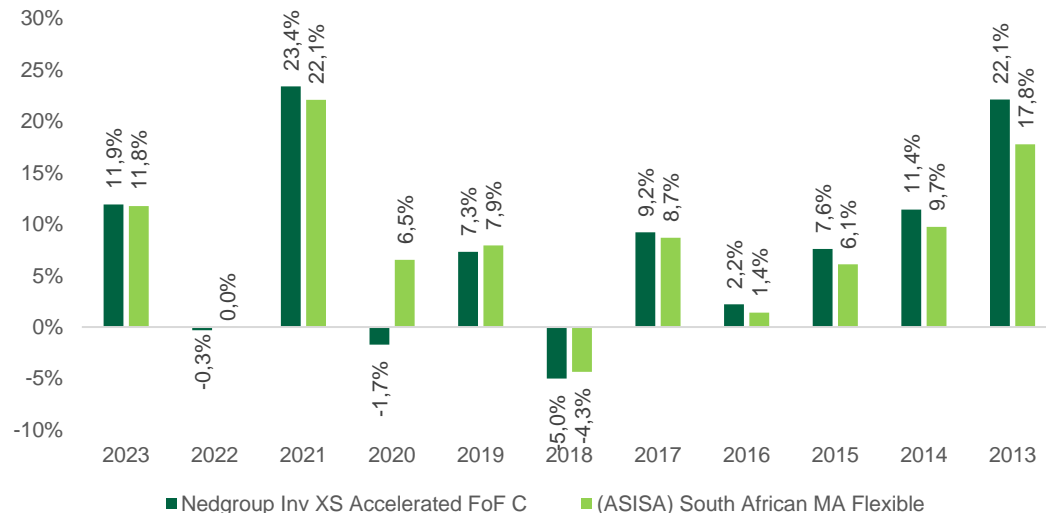
10yr annualised return

**+6.3%**

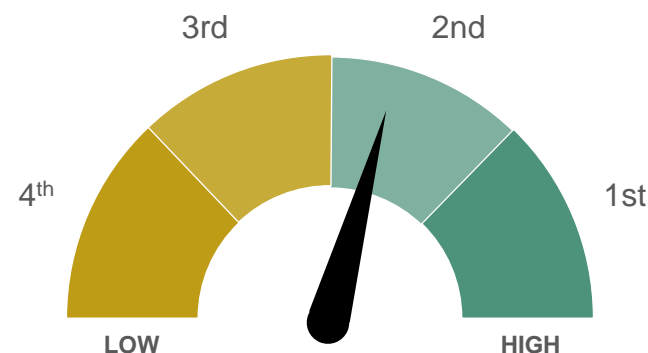
Peer group average: +6.8%



## Calendar year performance



## Peer group quartile ranking: 1yr



as at 31 December 2023

# Quarterly report: Nedgroup Investments XS Accelerated Fund of Funds



## Risk measures since inception

### Rolling 7yr return

**57%**

Hit rate: outperforming  
peer group average

### Volatility

**10.3%**

SA equity market: 15.3%

### Max drawdown

**-24.1%**

SA equity market: -40.4%

### Sharpe ratio

**0.4**

SA equity market: 0.4

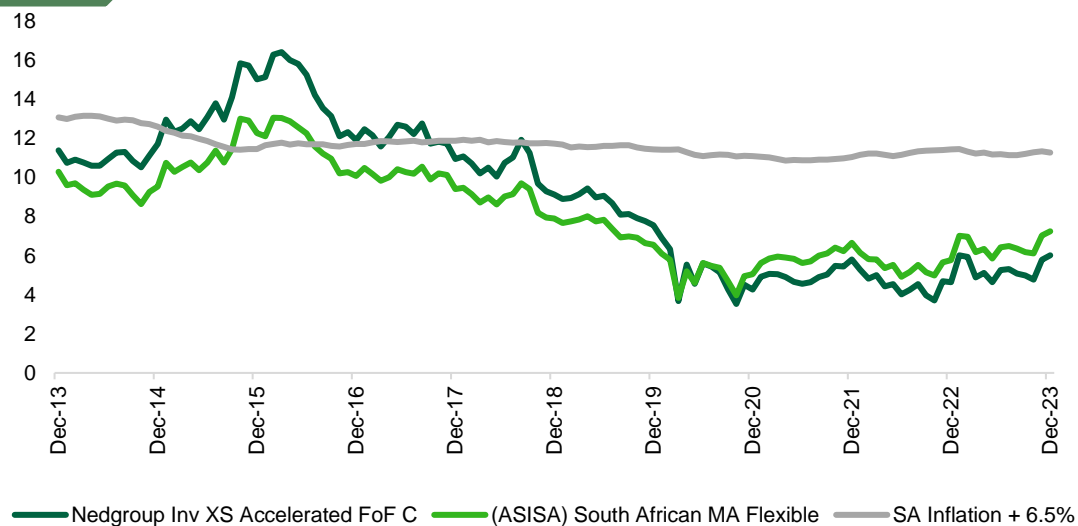
### % Positive months

**63%**

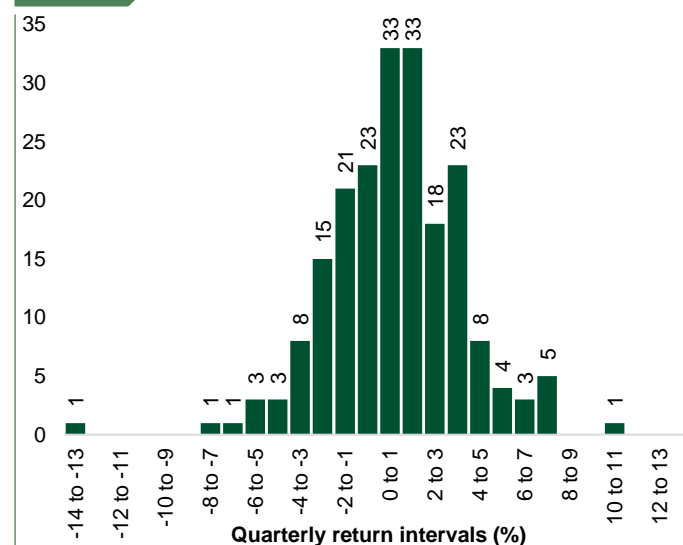
SA equity market: 64%



## Rolling 7-year annualised return



## Quarterly return distribution



# Quarterly report:

## Nedgroup Investments XS Accelerated Fund of Funds



### Performance across classes

	A Class (all in)	B Class (lisp)	C Class (clean)	Peer group	SA inflation
Quarter	5.7%	6.1%	6.0%	5.9%	1.4%
1 year	10.6%	12.3%	11.9%	11.8%	5.5%
3 year	10.0%	11.6%	11.2%	10.9%	6.1%
5 year	6.5%	8.1%	7.7%	9.4%	5.0%



### Costs across classes

	Management fee (excl. Vat)	financial planner	total expense ratio	transaction charges	total investment charges
A Class (all-in)	2.30%	1.00%	2.51%	0.15 %	2.66%
B Class (LISP)	1.00%	N/A	1.01%	0.15%	1.16%
C Class (clean)	1.30%	NA	1.36%	0.15%	1.51%

as at 31 December 2023

\* Includes BOTH multi-manager and underlying fund fees. Both the Total Expense Ratio (TER) and Transaction Costs (TC) of the Fund are calculated on an annualised basis, beginning 1<sup>st</sup> October 2020 to 30 September 2023.

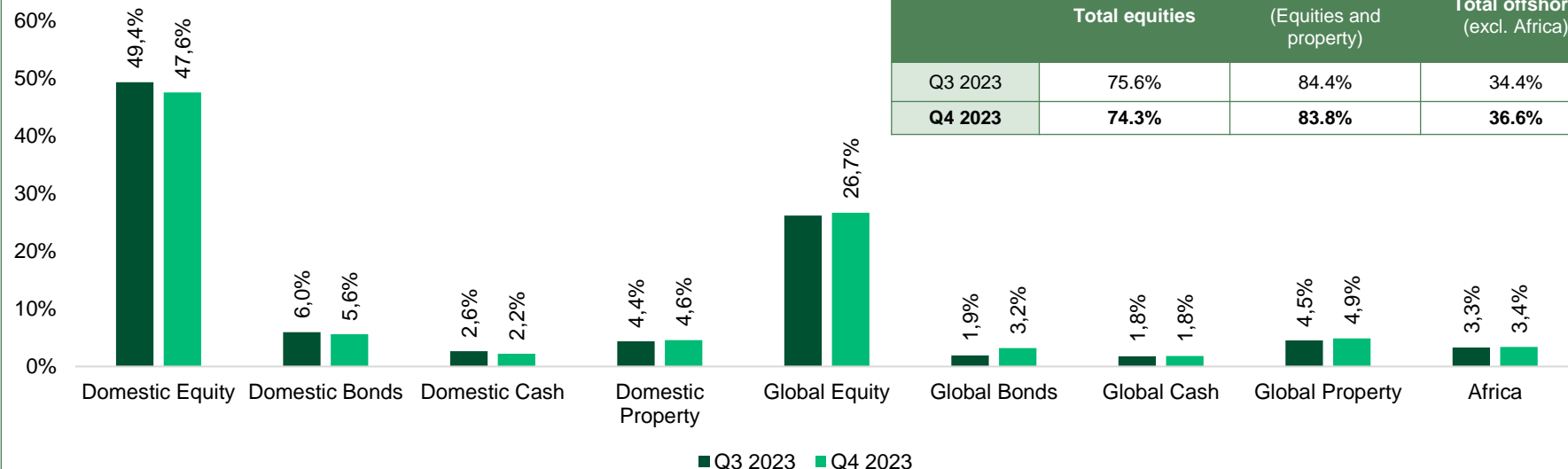


# Quarterly report:

## Nedgroup Investments XS Accelerated Fund of Funds



### Asset allocation changes



	Total equities	Total risk assets (Equities and property)	Total offshore (excl. Africa)
Q3 2023	75.6%	84.4%	34.4%
Q4 2023	74.3%	83.8%	36.6%



### Summary of recent changes

- Maintained a healthy allocation to domestic cash, prioritising capital preservation whilst ensuring that we had sufficient dry power to take advantage of opportunities.
- Retained the overweight position to domestic bonds as we viewed returns in this asset class as attractive, notwithstanding the fiscal risks that prevailed.
- Further increased exposure to global bonds at what we believe to have been one of the first attractive entry points for global bonds in more than a decade.

# Quarterly report:

## Nedgroup Investments XS Accelerated Fund of Funds



### Asset allocation

#### Domestic Equity



47.6%

#### Domestic Property



4.6%

#### Domestic Fixed Interest



7.7%

#### Foreign Equity



26.7%

#### Foreign Property



4.9%

#### Foreign Fixed Interest



4.9%

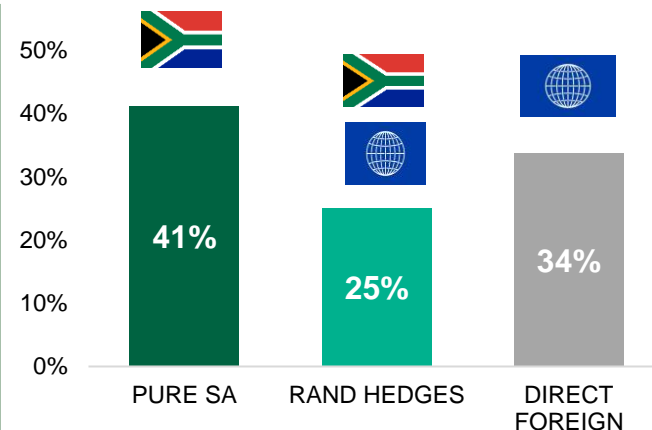
#### Africa



3.4%



### Regional exposure



### Top ten holdings (as a % of fund)



3.4%



NASPERS

2.9%



Standard Bank

2.5%



BRITISH AMERICAN  
TOBACCO

2.2%



2.2%



2.1%



2.0%



1.8%



1.7%



1.3%

# Quarterly report:

## Nedgroup Investments XS Accelerated Fund of Funds



### Domestic asset class positioning



#### Domestic Equity

**Under weight**

**47.7%**

- Reduced exposure is appropriate due to the multitude of headwinds that clouds the investment case to add to equities and risk assets more broadly.
- It is acknowledged that upside surprises (from China recovery amongst other things) may mean that markets continue to be strong for longer. In addition, other idiosyncratic factors may be the catalyst

#### Domestic Property

**Under weight**

**4.6%**

- Maintained an underweight position
- Higher inflation would be a supportive factor, however lower economic growth could put expansion plans on hold, coupled with high costs. escalations, leases etc.
- Not yet the right time to enter as we remain cautiously positioned

#### Domestic Bond

**Over weight**

**5.6%**

- Maintain overweight position
- Global monetary policy expected to move from headwind to tailwind
- SA fiscal position is expected to remain constrained for some time. In addition, national elections in 2024 to be watched closely.
- SA has excellent track record of honouring its debt

#### Domestic Cash

**Over weight**

**2.1%**

- With the focus on capital preservation, cash also provided us with liquidity and the means to take advantage of opportunities that may arise in the current volatile conditions.



### Global asset class positioning



#### Global Equity

**Under weight**

**26.7%**

- Slowing economic growth will drag on near term corporate earnings, declining inflation combined with the prospect of cuts in central bank policy rates towards the latter part of the period will support equities and risk assets in general.
- EM will swing back in to favour later in the period, especially once interest rates peak and there is a weaker outlook for the US dollar.

#### Global Property

**Neutral**

**4.9%**

- Selective commercial property segments and the broader infrastructure sectors will benefit from the continued reflation of economies as well as broader structural tailwinds.

#### Global Bond

**Under weight**

**3.2%**

- The case for fixed income has improved over the last 6 months, although starting yields are at low levels, they have shifted upwards towards longer term averages
- Constructive on developed government debt as well as investment grade corporate credit. With a more challenging economic environment default rates could come under pressure for the sub-investment grade segment of the market.

#### Global Cash

**Under weight**

**1.7%**

- Cash positions remain as underlying managers look for compelling idiosyncratic opportunities.

# Quarterly report:

## Nedgroup Investments XS Accelerated Fund of Funds



### Domestic: fund manager exposures

#### Equity General 40.6%



#### Small/Mid Cap Equity: 4.6%



#### Passive Multi-Asset: 10.3%



#### Property: 3.1%



#### Flexible Income: 5.9%



### Offshore and Africa: fund manager exposures

#### Equity: 18.6%



#### EM Equity: 3.4%



#### Multi-Asset: 5.4%



#### Property: 4.4%



#### Africa: 3.4%



As at 31 December 2023  
The residual balance (out of 100%) is held as domestic cash to provide liquidity

# Disclaimer

Nedgroup Collective Investments (RF) Proprietary Limited is the company that is authorised in terms of the Collective Investment Schemes Control Act to administer the Nedgroup Investments unit trust portfolios. Unit trusts are generally medium to long term investments. The value of your investment may go down as well as up. Past performance is not necessarily a guide to future performance. Nedgroup Investments does not guarantee the performance of your investment and even if forecasts about the expected future performance are included you will carry the investment and market risk, which includes the possibility of losing capital. Unit trusts are traded at ruling prices and can engage in borrowing and scrip lending. Certain unit trust funds may be subject to currency fluctuations due to its international exposure. Nedgroup Investments has the right to close unit trust funds to new investors in order to manage it more efficiently. A schedule of fees and charges and details of our awards are available on request from Nedgroup Investments. A fund of funds may only invest in other unit trust funds, that levy their own charges, which could result in a higher fee structure. Nedgroup Investment Advisors (Pty) Ltd (the 'Investment Manager') an authorised as a financial services provider under the Financial Advisory and Intermediary Services Act (FSP No. 1652), is the appointed Investment Manager of the Management Company.

Certain Nedgroup Investments unit trust portfolios include international assets, whereby a change in the exchange rates may cause the value of those investments to rise and fall. Excessive withdrawals from the portfolio may place the portfolio under liquidity pressures and that in such circumstances a process of ring-fencing of withdrawal instructions and managed pay-outs over time may be followed.

Please note that Nedgroup Collective Investments (RF) Proprietary Limited is not authorised to and does not provide financial advice. This presentation is of a general nature and intended for information purposes only. It is not intended to address the circumstances of any investor and cannot be relied on as legal, tax or financial advice, either express or implied. Whilst we have taken all reasonable steps to ensure that the information in this document is accurate and current on an ongoing basis, Nedgroup Investments shall accept no responsibility or liability for any inaccuracies, errors or omissions relating to the information and topics covered in this presentation. Nedgroup Collective Investments (RF) Proprietary Limited is a member of the Association for Savings & Investment SA (ASISA).