

# Nedgroup Investments Contrarian Value Equity Fund



**NEDGROUP INVESTMENTS**

Class: D

Currency: USD

Date: As at 30 September 2024

This is a marketing communication

|                                  |  |
|----------------------------------|--|
| <b>Performance indicator:</b>    | MSCI AC World NR Index                             |
| <b>Morningstar category:</b>     | EAA Fund Global Large Cap Blend Equity             |
| <b>Domicile of fund:</b>         | Ireland  |
| <b>Inception dates:</b>          | 01 June 2018                                       |
| <b>Class D USD:</b>              | 01 June 2018                                       |
| <b>Fund size:</b>                | USD 278 million                                    |
| <b>Minimum investment:</b>       | USD 4000   |
| <b>Dealing:</b>                  | Daily  |
| <b>Notice periods:</b>           | Subscriptions: T-1 16:00<br>Redemptions: T-1 16:00 |
| <b>Settlement periods:</b>       | Subscriptions: T+3<br>Redemptions: T+3             |
| <b>ISIN / SEDOL / BLOOMBERG:</b> | IE00BF5FMG44 / BF5FMG4 / NICVEFD:ID                |

## ▶ Portfolio attributes

### Investment objectives

The Sub-Fund aims to provide investors with long-term capital growth through active stock selection in global equity markets. The Sub-Fund aims to outperform global equity markets over the long-term, with an equivalent level of risk; the focus will be mid and large-cap companies across all geographies and sectors.

### Investment policy

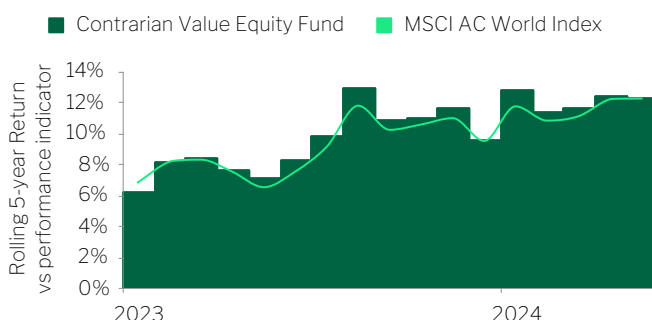
- The Sub-Fund will employ an active management approach and will invest in equities and may hold other securities with equity characteristics.
- The Sub-Fund will be invested in a select group of approximately 30-50 global companies.
- The portfolio is not managed in reference to any benchmark, asset class restraints or a targeted return.
- Adheres to article 6 of SFDR classification.

### Fund related risks

- Due to fluctuations of the market, and performance of individual companies, equity risk can impact funds.
- Changes in currency exchange rates may have an impact on the value of the fund.
- While derivatives may be used to offset potential risk, there is no guarantee of them providing the anticipated protection.
- For full details of risks, please refer to the risk section in the Prospectus and KIID.

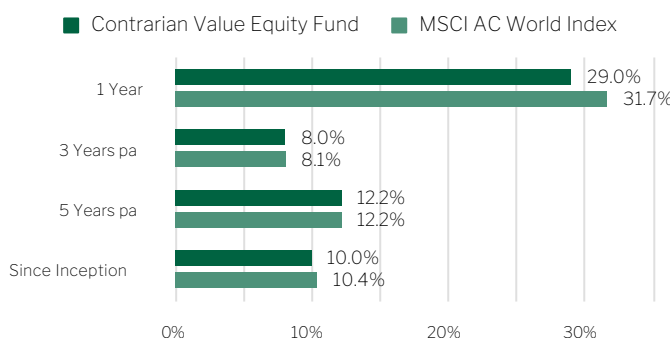
## ▶ Performance profile

### Rolling five year returns



Past Performance is not indicative of future performance and does not predict future return  
Source: Nedgroup Investments

### Periodic performance



Past Performance is not indicative of future performance and does not predict future return  
Source: Nedgroup Investments

## ▶ Synthetic risk indicator

Lower risk Higher risk



← Typically lower rewards Typically higher rewards →

For full details of risks, please refer to the risk section in the Prospectus and PRIIPS KID.

### Recommended appropriate term

Minimum: 5 years

| Risk measures        | Fund   | Equity Index |
|----------------------|--------|--------------|
| Volatility (5 years) | 20.0%  | 17.8%        |
| Maximum drawdown     | -37.5% | -34.0%       |

| Fund return range        | Min.   | Avg.  | Max.  |
|--------------------------|--------|-------|-------|
| 1 year return range      | -23.8% | 12.2% | 71.1% |
| 5 year return range (pa) | 6.2%   | 10.1% | 13.0% |

### Fee information

|                                 |              |
|---------------------------------|--------------|
| Investment management fee       | 0.60%        |
| Administration costs            | 0.10%        |
| <b>On-going charges</b>         | <b>0.70%</b> |
| Transaction costs               | 0.05%        |
| <b>Total investment charges</b> | <b>0.75%</b> |

For full details on fees and charges, please see Prospectus and Supplement

# Nedgroup Investments Contrarian Value Equity Fund



**NEDGROUP INVESTMENTS**

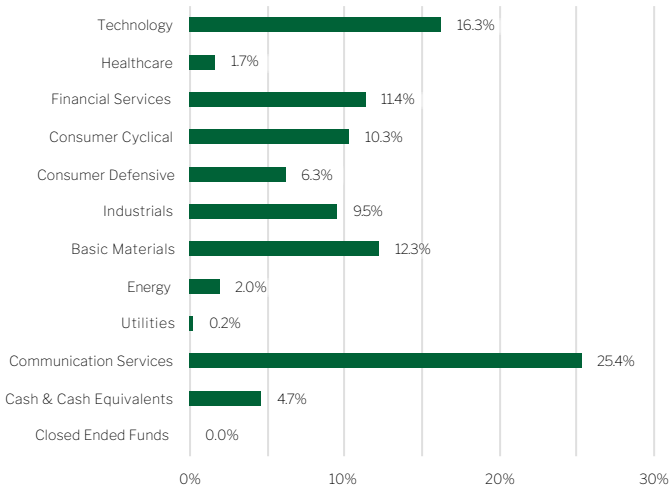
Class: D

Currency: USD

Date: As at 30 September 2024

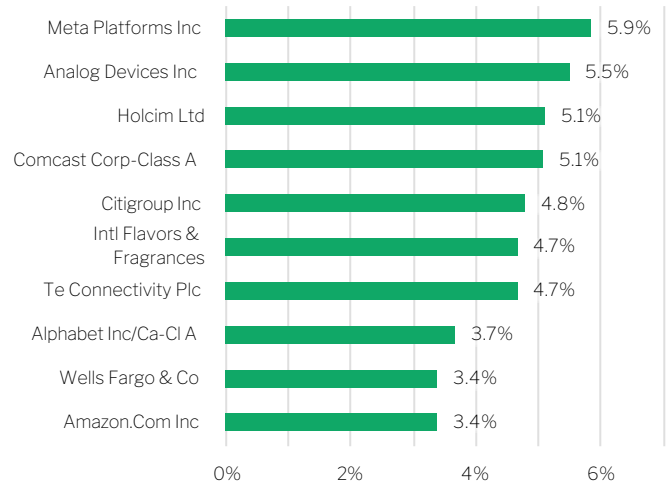
This is a marketing communication

## Sector allocation



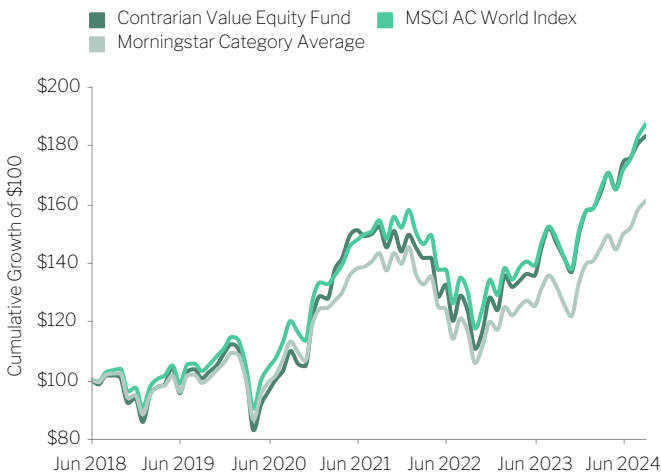
Source: Nedgroup Investments

## Top 10 holdings



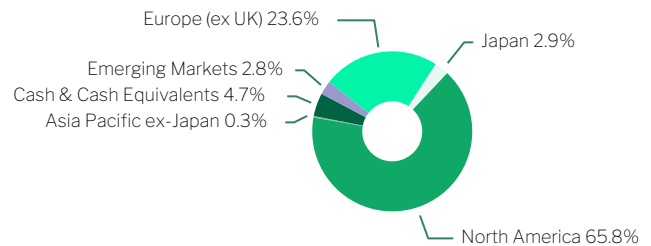
Source: Nedgroup Investments

## Cumulative performance



Past Performance is not indicative of future performance and does not predict future return  
 Source: Nedgroup Investments

## Geographic diversification



Source: Nedgroup Investments

## About the Sub-investment manager

First Pacific Advisors (FPA) is an independently owned asset management company based in Los Angeles, California. The FPA Contrarian Value strategy has been running since 1993. The investment team dedicated to this strategy has extensive experience with the capability to invest in equities around the world. FPA has managed Nedgroup Investments Contrarian Value Equity Fund since June 2018.

# Nedgroup Investments Contrarian Value Equity Fund



**NEDGROUP  
INVESTMENTS**

Class: D

Currency: USD

Date: As at 30 September 2024

This is a marketing communication

## ▶ Definitions

- 1) Total Investment Charges (TIC) are the sum of the Ongoing Charges and the Transaction Costs (TC) and are expressed as a percentage of the total fund on an annual, rolling basis.
- 2) TC relate to the buying and selling costs for the underlying assets of the fund and are a necessary expense in the administration of the fund. Neither the TIC nor the TC should be considered in isolation as all returns may be impacted by other factors over time, including but not limited to market movements, fund type and the decisions of the Investment Manager(s).
- 3) TIC & TC are calculated on an annual basis but are subject to change subject to any market changes throughout the year which may impact the funds' future TIC. Higher TIC does not necessarily equate a lower return, nor does a lower TIC equate to a better return. The TIC may change, and as such the current TIC may not be an accurate indication of the future TIC.
- 4) The ongoing charge is a measure of the actual expenses incurred in the management of the Classes of the Sub-Fund. The ongoing charge shown is expressed as a percentage of the monthly average value of the portfolio calculated over a 12- month period as at the date shown. The current on-going charge cannot be used as an indication of future ongoing fees. A higher on-going fee does not necessarily imply a poor return, nor does a low on-going fee imply a good return.
- 5) The annualised total return is the average return earned by an investment each year over a given time period. Performance is calculated for the portfolio and individual investment performance may differ as a result of initial fees, the actual investment, the actual investment date, the date of any reinvestment and dividend withholding tax.

### Nedgroup Investments contact details

**Tel** | +44 (0) 1624 645150  
**Toll Free** | 0800 999 160 (toll free from SA only)  
**Email** | [helpdesk@nedgroupinvestments.com](mailto:helpdesk@nedgroupinvestments.com)  
**Website** | [www.nedgroupinvestments.com](http://www.nedgroupinvestments.com)

**Address** | First Floor, St Mary's Court, 20 Hill Street, Douglas,  
Isle of Man, IM1 1EU, British Isles.  
| Nedbank Clocktower, Clocktower Precinct,  
V&A Waterfront, Cape Town.

# Nedgroup Investments Contrarian Value Equity Fund



**NEDGROUP  
INVESTMENTS**

Class: D

Currency: USD

Date: As at 30 September 2024

This is a marketing communication

## ▶ Disclaimer

This is a marketing communication. Please refer to the prospectus, the key investor information documents (the KIID/PRIIPS KIDs) and the financial statements of Nedgroup Investments Funds plc (the Fund) before making any final investment decisions. These documents are available from Nedgroup Investments (IOM) Ltd (the Investment Manager) or via the website: [www.nedgroupinvestments.com](http://www.nedgroupinvestments.com).

This document is of a general nature and intended for information purposes only, it is not intended for distribution to any person or entity who is a citizen or resident of any country or other jurisdiction where such distribution, publication or use would be contrary to law or regulation. Whilst the Investment Manager has taken all reasonable steps to ensure that this document is accurate and current at the time of publication, we shall accept no responsibility or liability for any inaccuracies, errors or omissions relating to the information and topics covered in this document.

The Fund is authorised and regulated in Ireland by the Central Bank of Ireland. The Fund is authorised as a UCITS pursuant to the European Communities (Undertakings for Collective Investment in Transferable Securities) Regulations 2011 as amended and as may be amended, supplemented, or consolidated from time-to-time and any rules, guidance or notices made by the Central Bank which are applicable to the Fund. The Fund is domiciled in Ireland. Nedgroup Investment (IOM) Limited (reg no 57917C), the Investment Manager and Distributor of the Fund, is licensed by the Isle of Man Financial Services Authority. The Depository of the Fund is Citi Depository Services Ireland DAC, 1 North Wall Quay, Dublin 1, Ireland. The Administrator of the Fund is Citibank Europe plc, 1 North Wall Quay, Dublin 1, Ireland.

The sub-funds of the Fund (the Sub-Funds) are generally medium to long-term investments and the Investment Manager does not guarantee the performance of an investor's investment and even if forecasts about the expected future performance are included the investor will carry the investment and market risk, which includes the possibility of losing capital.

The views expressed herein are those of the Investment Manager / Sub-Investment Manager at the time and are subject to change. The price of shares may go down as well as up and the price will depend on fluctuations in financial markets outside of the control of the Investment Manager. Costs may increase or decrease as a result of currency and exchange rate fluctuations. If the currency of a Sub-Fund is different to the currency of the country in which the investor is resident, the return may increase or decrease as a result of currency fluctuations. Income may fluctuate in accordance with market conditions and taxation arrangements. As a result an investor may not get back the amount invested. Past performance is not indicative of future performance and does not predict future returns. The performance data does not take account of the commissions and costs incurred on the issue and redemption of shares. Fees are outlined in the relevant Sub-Fund supplement available from the Investment Manager's website. The Sub-Funds are valued using the prices of underlying securities prevailing at 11pm Irish time the business day before the dealing date. Prices are published on the Investment Manager's website. A summary of investor rights can be obtained, free of charge at [www.nedgroupinvestments.com](http://www.nedgroupinvestments.com).

Distribution: The prospectus, the supplements, the KIIDs/PRIIPS KIDs, constitution, country specific appendix as well as the annual and semi-annual reports may be obtained free of charge from the country representative and the Investment Manager. The Investment Manager may decide to terminate the arrangements made for the marketing of its collective investment undertakings in accordance with Art 93a of Directive 2009/65/EC and Art 32a of Directive 2011/61/EU.

Switzerland: The Representative is Acolin Fund Services AG, Maintower, Thurgauerstrasse 36/38, 8050 Zurich, Switzerland, whilst the Paying agent is Banque Heritage SA, Route de Chêne 61, CH-1211 Geneva 6. Nedgroup Investments (IOM) Limited is affiliated to the Swiss ombudsman: Verein Ombudsstelle Finanzdienstleister (OFD), Bleicherweg 10, CH-8002 Zurich.

UK: Nedgroup Investment (UK) Limited (reg no 2627187), authorised and regulated by the Financial Conduct Authority, is the facilities agent. The Fund and certain of its sub-funds are recognised in accordance with Section 264 of the Financial Services and Markets Act 2000.

Isle of Man: The Fund has been recognised under para 1 sch 4 of the Collective Investments Schemes Act 2008 of the Isle of Man. Isle of Man investors are not protected by statutory compensation arrangements in respect of the Fund.