



see money differently

A photograph of an open book with white pages, tied with a white string bookmark. The book is positioned on the left side of the page, with the pages fanning out towards the right.

## Nedgroup Investments Global Property Fund

Quarter One, 2025

**Marketing Communication**

## Nedgroup Investments Global Property Fund

Commentary produced in conjunction with sub-investment manager, Resolution Capital

Past performance is not indicative of future performance and does not predict future returns.

Indicator	3 months	1 year	3 years p.a.	5 years p.a.	7 years p.a.	Since Inception# p.a.
Portfolio*	0.47	3.02	-5.35	4.37	2.54	2.34
Performance indicator+	1.59	3.90	-4.27	6.22	2.20	1.42
Difference	-1.13	-0.88	-1.08	-1.85	0.34	0.92

\* Net USD return for the Nedgroup Investments Global Property Fund, C class. Source: Morningstar

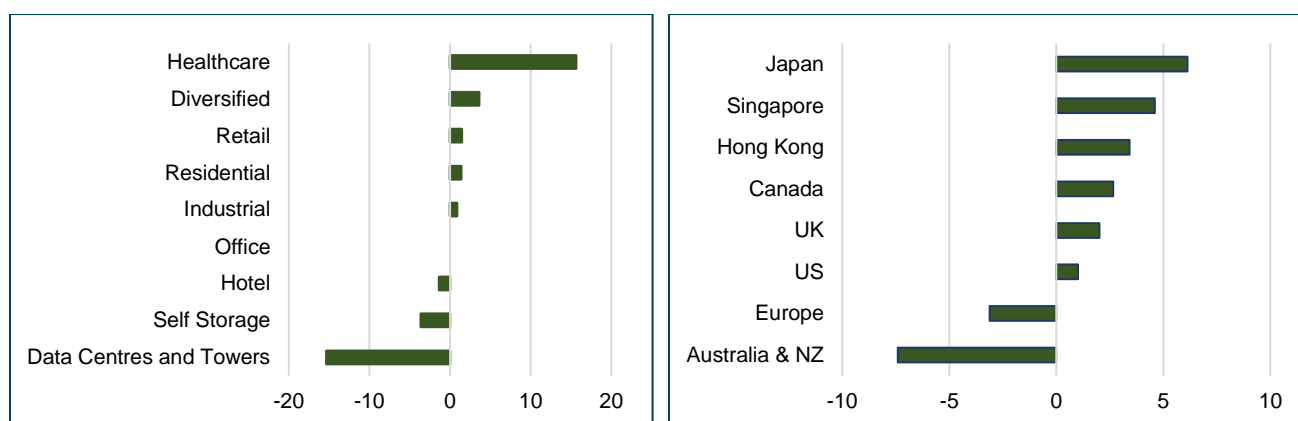
# 12 August 2016

+ FTSE EPRA/NAREIT Developed Index (in USD Net Ret)

### Summary points

- Negative impacts during the quarter from retail, data centres, and office REITs, but the fund benefited from U.S. healthcare and an underweight to industrial REITs.
- Markets unsettled by Trump administration policies and U.S. markets shifted to defensive stocks in March, lowering bond yields and boosting REITs.
- Japan outperformed, with Sumitomo Realty & Development and Mitsui Fudosan contributing positively.
- U.S. REIT returns were mixed; healthcare stocks did well, but data centres and retail faced challenges.
- European real estate was weak due to growth rotation and higher bond yields, but stock selection in Europe was positive.
- REITs on aggregate expecting 3-4% earnings growth in 2025, with wide divergence (-10% to >10%) between sub-sectors.
- Debt markets are open for core real estate, with high private-label CMBS issuance in the U.S.
- Portfolio exposure to industrial, office, and hotels reduced; higher-multiple stocks like data centres trimmed.
- Reduced U.S. exposure due to strong returns and added investments in Japan and UK diversifieds, U.S. residential and healthcare, and self-storage in Australia and the UK.
- REIT operating conditions remain sound, with low vacancy rates and speculative development remains largely uneconomic courtesy of elevated construction costs and higher interest rates.
- Balance sheets are solid, with leverage at multi-decade lows and debt maturities well laddered.
- Capital structures are arguably stronger today than in any period entering an economic slowdown over past 30 years.
- REIT Valuation multiples are un-demanding and investor expectations are low. We estimate that REITs are trading at or below replacement cost, underpinning values and rents.

### Sector and Regional returns Q1-2025



Source: FTSE EPRA NAREIT Developed Index, Factset

## Market and Portfolio Commentary

The fund marginally underperformed the index for the period with exposures to retail, data centres and office REITs detracting. Positive contribution to performance was largely attributable to an overweight exposure to U.S. healthcare and an underweight to industrial REITs.

Global investment markets were unsettled by a flurry of policy announcements by the new Trump administration including on-and-off again tariffs, federal worker lay-offs, and the re-ordering of long-standing geo-political alliances to name a few. Initial optimism surrounding a growth-oriented Trump 2.0 presidency quickly faded, and sentiment was not helped when the new administration acknowledged that there would likely be a period of economic adjustment and appeared unfazed by the market weakness. In March, U.S. public markets saw rotation into defensives, driving bond yields lower and helping REITs outperform equities, while also contributing to a reversal of U.S. exceptionalism that had prevailed until then.

Bond yields diverged globally, with the U.S. 10 year yield falling 36 basis points to end the quarter at 4.2%. Conversely, the German Bund yield increased sharply ending the period at 2.7% after the newly elected government announced plans to dramatically increase military spending and infrastructure investment. Elsewhere, Japan's 10 year bond yield hit a 16 year high, surging 50 basis points to 1.5% in response to stronger wage increases and higher than expected economic growth and inflation.

Within the listed real estate benchmark, Japan was the standout performer from a regional perspective delivering a total return of 6.1% for the quarter in local currency terms, led by the property companies ('developers') over the JREITs. Portfolio holding Sumitomo Realty & Development's (8830) share price increased on reports that U.S. based activist investor Elliott Investment Management had acquired a stake and had engaged with the company on measures to improve shareholder value. Sumitomo delivered a total return of 13.9% over the quarter, while the Portfolio's other Japanese holding, Mitsui Fudosan (8801) returned 5.9%, contributing positively to relative performance. Note that our overall under-weight exposure to Japan detracted.

Singapore (+4.6%) and Hong Kong (+3.4%) index returns were also positive, with lower U.S. interest rates and a weaker US\$ helping from a macro perspective. While Hong Kong property fundamentals remain challenging, Singapore is better placed, with low vacancy rates and positive rent growth. We introduced two Singaporean REITs into the Portfolio during the quarter which we profile later in this report.

The UK delivered a total return of 2% over the quarter, a minor reprieve from an extended period of relative underperformance. Four separate M&A deals in the small-cap segment of the UK REIT market signalled that investors are beginning to recognise the attractiveness of the sector. We continue to view the UK market as attractively priced and added to exposure during the quarter as we explore later in this report.

U.S. REIT returns were muted, with strongly positive returns from healthcare stocks largely offset by weakness in data centres. Portfolio overweights to each of these sectors largely offset each other, while exposure to retail names detracted as concerns around the impact of policy uncertainty negatively impacted sentiment.

Australia was the weakest market in the index, weighed down by the -20% total return recorded by heavyweight Goodman Group (GMG) after the company raised A\$4bn of new equity to fund its data centre expansion plans. The Portfolio holds no exposure to GMG, which contributed positively to relative performance. Overweight exposure to Mirvac (MGR) also contributed positively as Australia's Reserve Bank cut interest rates for the first time this cycle.

European real estate vehicles were also relatively weak, with broader equities rotation into growth and the spike in European bond yields negatively impacting more highly levered German residential companies. Stock selection within Europe contributed positively to relative performance.

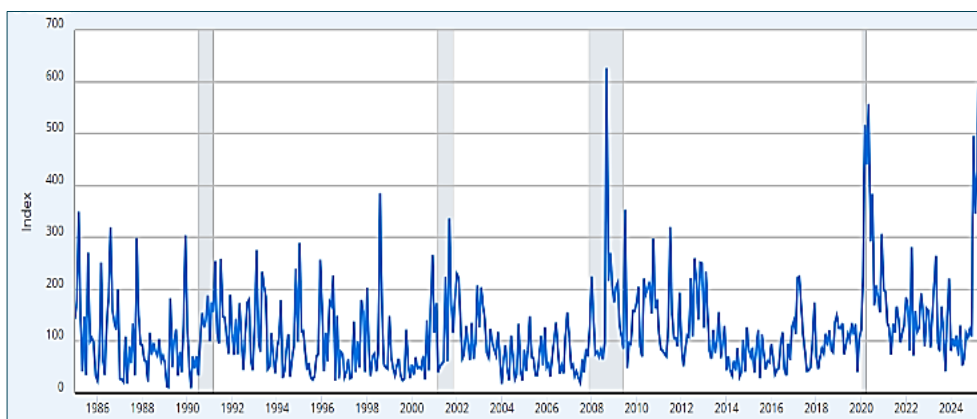
### Earnings season prognostications likely already stale

In February, many REITs provided guidance for calendar year 2025 earnings as part of the year-end reporting season. On average the listed sector expects to deliver approximately 3-4% earnings growth in 2025, ranging from -10% for office REITs and Hong Kong residential developers to over 10% for U.S. healthcare REITs. Several managers, particularly office, sunbelt residential and industrial, forecast an inflection point for leasing conditions at least partly on the basis of Trump's hitherto regulation light, pro-growth rhetoric combined with low or falling levels of new construction supply.

REIT property portfolios continue to enjoy elevated occupancy levels, often above overall industry levels. Development economics remain challenged and most report only modest levels of new supply impacting leasing conditions. Debt markets remain wide open for core real estate investment, and private-label CMBS issuance in the U.S. was the third highest quarterly amount in the past 15 years.

Subsequent meetings with management and industry conferences were overshadowed by erratic U.S. government policy and geopolitical events – as demonstrated by the following chart. While this has yet to translate into slowing operating conditions or revisions to earlier guidance, most acknowledged that business decision making and consumer spending is likely to pause until there is more policy clarity. Notably, this was before the added surprise surrounding the scale and extent of tariffs announced by the U.S. President on April 2nd and subsequently deferred on the 9th of April.

**Economic Policy Uncertainty Index US – ending 31 March 2025**



Source: Baker, Scott R; Bloom, Nick; Davis, Stephen J. via FRED, April 2025  
Shaded areas indicate US recessions

In light of the increased uncertainty, we reduced Portfolio exposure to economically sensitive sectors including industrial, office and hotels, and trimmed higher-multiple stocks including data centres. In doing so, we reduced exposure to the U.S., which has delivered strong returns and has attracted a disproportionate share of global capital for an extended period of time.

Additions were made to areas with valuation support and/or sound operating conditions – including diversified in Japan and the UK, U.S. residential and healthcare, and self-storage in Australia and the UK.

## Sector Commentary

### Data Centres – power interrupted

Data Centres were the worst performing sector during the March quarter, reversing their recent strength as investors questioned the trajectory of AI investment and the associated data centre build-out. In late January the tech-world was rattled by the release of DeepSeek R1, a Chinese-developed AI large-language-model that is claimed to deliver performance comparable to U.S. developed AI models, such as ChatGPT, but at a fraction of the cost and with much less physical computing power. In the initial aftermath, stocks ranging from chip manufacturers, utilities, data centre equipment manufacturers and data centre landlords experienced significant share price declines.

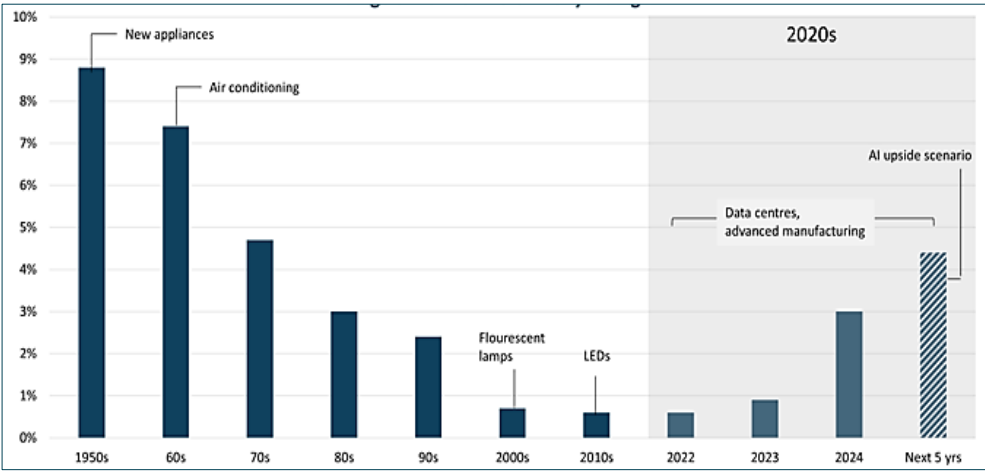
Further weakness ensued for data centres on news that Microsoft (MSFT) cancelled commitments to new data centres equivalent to two gigawatts of power across the U.S. and Europe. The market appeared to downplay that Google and Meta had stepped in to take much of the space MSFT had shed and that Oracle (via its participation in the Stargate venture) was fulfilling much of the OpenAI workload as Microsoft stepped back. Not helping matters, in late March Alibaba's chair warned of a potential bubble in data centre construction, and the much-anticipated IPO of AI service provider CoreWeave disappointed.



Our channel checks earlier in the quarter indicated that some private developers in the U.S. had lowered rents to secure hyper-scale lease pre-commitments on new developments. Nevertheless we continue to maintain an overweight position to the pure-play data centre sector – albeit there are a number of index constituents outside of the specialist sector that we do not own, which have varying levels of exposure to the AI thematic due to their ambitious plans to develop hyperscale data centres such as Goodman (GMG), Iron Mountain (IRM) and Merlin (MRL). These laterals also performed poorly over the quarter, but none as poorly as the recent (non-benchmark) Australian IPO of DigiCo REIT (DGT) which closed the quarter 38% below its mid-December IPO price. We did not participate in this IPO.

We continue to invest in data centres with the view that the expansion of the digital economy across a broad range of use-cases, not just AI, is an on-going trend supporting demand. Additionally, there continues to be significant supply constraints to new data centre delivery, not least of which is the procurement of power. In fact, electricity demand growth continues to surge in response to a range of emerging and durable uses, including data centres, electric vehicle charging, on-shoring of energy intensive industries such as chip manufacturing plants, as well as electrification related to the energy transition from fossil fuels.

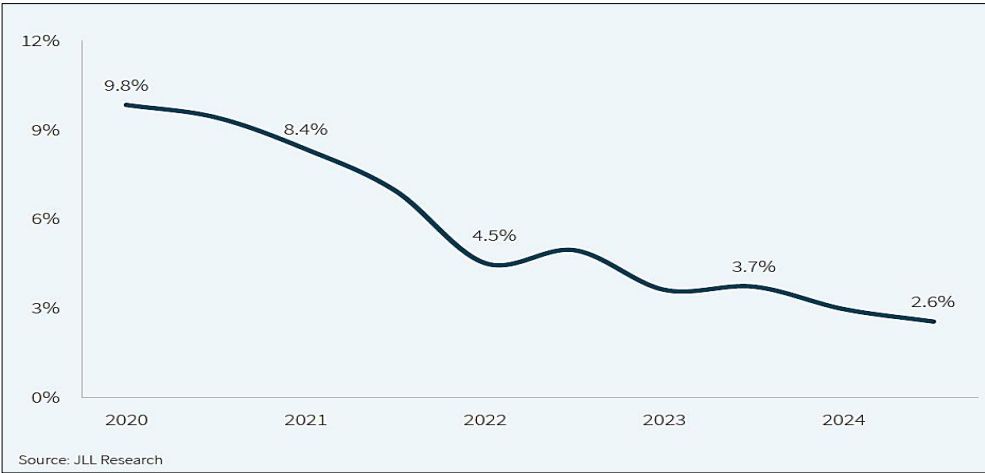
**Average Annual U.S. Electricity Load Growth since the invention of air-conditioning**



Sources: Grid Strategies, December 2024, U.S. Department of Energy, December 2024, Resolution Capital

We take some comfort that supply bottlenecks in securing power and equipment will elongate the delivery cycle and modulate supply growth. In the meantime, the data centre pipeline currently under construction in North America is >70% pre-leased, and vacancy rates are at record lows. The set up for data centres remains good over multiple time horizons.

**North America data centre colocation vacancy**



Source: JLL Research

Source: JLL Research Feb 2025



Our preference remains in favour of established data centre operators with footprints in major metropolitan markets within key cloud availability zones, which affords them advantages of a deeper pool of potential customers, better network connectivity, lower-latency and alternate use-cases.

We believe our key holdings also benefit from well-credentialed platforms, with experience operating complex data centres where up-time performance and power efficiency are critical, deep customer relationships and long-term track-records in developing data centres including well-established supply chains.

### **Healthcare – lease, buy, rinse, repeat**

Healthcare REITs enjoyed strong performance in the March quarter, driven primarily by growth in their seniors housing segment. Looking ahead, the growth trajectory in seniors housing remains robust. In our view, Welltower (WELL) and Ventas (VTR) stand to substantially improve the NOI from their existing seniors housing assets over the next several years by increasing occupancy into the low 90%'s, growing rents and controlling operating expenses. Faced with demographic driven demand and limited new competitive supply, we see seniors housing benefiting from a multiyear growth tailwind. We expect both Welltower and Ventas to generate EPS growth in excess of 10% over the next 3 years.

### **Funds management – catching on**

During the quarter, Welltower announced the establishment of a funds management capability through the creation of a new fund with ADIA as the anchor investor. WELL is targeting to raise US\$2bn in third party equity, with the fund set to focus on stabilised seniors housing assets. The fund's first investment is six senior housing facilities being acquired from Welltower for US\$240 million.

The pursuit of funds management businesses is not new to REITs (Prologis, GMG, Charter Hall, Dexus, GPT, Acadia and others have long established platforms) but appears to be gathering momentum as REITs seek to improve ROE and utilise the capacity of their operating platforms. This may be to purchase assets they might consider non-core or due to the lower cost of capital of fund investors.

Welltower joins Realty Income (O) in recently announcing ambitions to launch a platform, while in New Zealand, smaller players such as Kiwi Property (KPG) and Precinct (PCT) are also growing their asset-light strategies. In Asia, Hong Kong Land (HKL) and Link REIT (823) also have expressed their intention to pursue third party capital funds management. Curiously, Europe/UK is one region where listed REITs have largely eschewed funds management strategies (SEGRO and VGP being two exceptions).

Funds management strategies can be additive to value creation and can enhance return on equity as demonstrated by the success of Australian listed fund managers Goodman Group (GMG) and Charter Hall Group (CHC), whose total shareholder returns and earnings per share record over the past 15 years stand head and shoulders above local passive REITs.

However, history also shows that introducing third-party capital can add complications and conflicts of interest that can derail the focus of management. The true value created is also open to debate: how secure are the revenue streams, and what is the realisable capital value.

There are a number of characteristics which appear to have differentiated successful listed property funds management platforms, but none more important than having a compelling investment proposition. One could argue that if the investment proposition is compelling enough, why dilute exposure? Some of the best property companies focus their efforts on one set of shareholders; to their long-term benefit.

### **Industrial – Good(man) time to raise equity**

After a period of underperformance due to deteriorating operating conditions, the industrial sector started the quarter with optimism stemming from management commentary that leasing activity had accelerated post the U.S. presidential election in November 2024, raising hopes of a late 2025 inflection in pricing power.

Such optimism was quickly snuffed out by tariff policy announcements and broader market volatility. By late March, third-party-logistics giant Fedex (FDX) downgraded its earnings guidance citing expectations that uncertainties surrounding global trade policies would weigh on its domestic U.S. business.

Soon after, Prologis's CEO cum Exec Chairman Hamid Moghadam noted a deterioration in customer sentiment and an expectation that tariffs would slow the U.S. economy and consequently soften demand for logistics space. The Portfolio benefited from an underweight exposure to Prologis in the quarter.

Industrial construction starts have declined sharply from the peaks of 2021-22. They do however remain in line with the long-term average, and delivery of projects already under construction will continue to add inventory into a weaker demand environment, thus pressuring occupancy levels and landlord pricing power.

In Australia, it was noteworthy that Goodman Group (GMG) returned to the equity markets for additional capital for the first time in over 12 years, to help fund its ambitious data centre development program, highlighting the capital intensity of this new business initiative. For more than a decade, Goodman's modus operandi has been the model of capital-light real estate develop-own-manage strategies. The company judiciously developed logistics facilities for its stable of institutional capital partners, mostly by originating developments on its own balance sheet and then selling the nascent projects into funds. The funds would participate in part of the development upside while GMG generated fee streams including project management, asset management and performance fees while only having to contribute circa 20% of the capital as a co-investor.

While reported EPS has grown in the mid-teens in each of the past five years, GMG has steadfastly maintained its dividend unchanged at 30cps. Retaining capital as it gradually de-levered its balance sheet.

Despite look-through loan-to-value of sub 25%, Goodman raised A\$4bn of equity during the quarter, equivalent to 6% of outstanding securities, at \$33.50 per share. The raising effectively put the balance sheet into a net neutral gearing position. Notably the raising followed the decision of its long term strategic shareholder China Investment Corporation to reduce its exposure, selling some A\$1.9 bn at \$37.55 per share in December 2024.

As we have highlighted in the past, GMG has astutely recognised that its properties often have a higher and better use than simple logistics warehouse. 18 months ago announcing it had secured a significant power-bank to develop existing properties as data centres which GMG estimates could have an end value of over A\$40bn. Although GMG ultimately intends to fund a large proportion of these developments together with institutional partners, as it has done with its capital-light logistics development model, it is nevertheless clear that management recognised that a buffer may be required to self-fund some early projects as it builds out its platform. As well as providing certainty to potential hyper-scale tenant customers to secure pre-lease commitments.

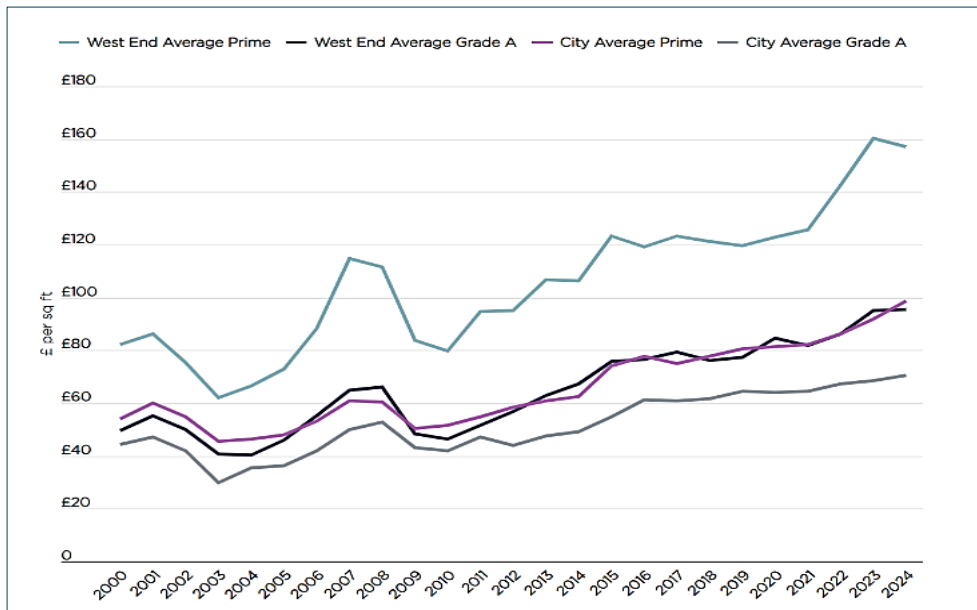
The sheer scale of the potential data centre opportunity for GMG is enormous, although importantly, it is not without significant risks. Furthermore, GMG's intention to play an ongoing role as a developer-owner and manager of completed data centres is materially different to GMG's prior densification phase which harvested profits from selling land to developers without participating in the vertical development itself. We applaud GMG's prudent approach to funding, but watch from the sidelines as we believe the market is paying a full price for the upside. Our nil exposure contributed positively to performance over the quarter as Goodman delivered a total return of -20% and ended the quarter 13% below the equity issue price.

## UK – Badwill

It is our assessment that select UK REITs are among the cheapest listed real estate platforms within our universe. Our travels to the market in late 2024 was marked by concerns about the policies of the new Labor government. Compared with what has since taken place in other markets, notably the U.S., these policies seem positively benign. To date, economic data in Q1 2025 suggests the UK economy continues to grow, whilst UK bonds and the pound sterling exchange rate remains orderly. Furthermore, tenant demand remains positive and there is evidence of available space shortages sustaining ongoing rental growth across sectors including office.

Whilst self-storage and student-housing appraisal valuations have remained stable, UK industrial, office and retail valuations have declined by over 25% from peak levels. What's more, values have fallen in an environment of increased replacement costs.

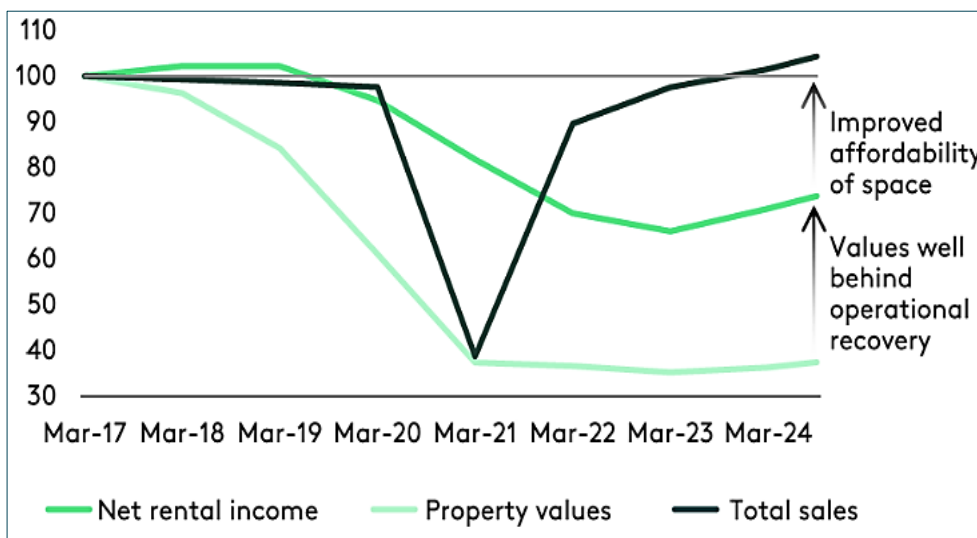
## London Office Rents



Source: Savills Research, Jan 2025

Although our discussion on property operating performance and valuations may be looking through the rear-view mirror, the listed market is performing as if it sees a major crash about to occur with REIT prices trading on average 25% discounts to underlying Net Tangible Assets. This discount exists even after income and property values have been materially reset lower following events such as COVID and particularly weak retail leasing conditions in the UK post Brexit.

## Landsec Shopping Centre Rents, Values and Tenant Sales



Source: Landsec, Feb 2025

Given a spate of transaction activity at supportive prices (outlined below), this dynamic, which could be described as negative goodwill, is increasing the possibility of major corporate activity. The market is stirring with a number of smaller take-private and merger deals announced during the quarter, including takeover bids for NHS backed healthcare REIT Assura plc (AGR) and several smaller externally managed warehouse REITs.

Several significant real estate transactions also took place during the quarter, with a number of our holdings being on the sell side of the ledger, with transaction pricing at or above book values, including:



- British Land (BLND), with its JV partner GIC sold a 50% stake in the 2 Finsbury Avenue development project to a Middle East property investment company for a price believed to be in the region of £200m or some 10% above book value.
- Landsec (LAND) sold its Thurrock Lakeside Retail Park for £102m, representing a 6% yield, to a private investor.
- Shaftesbury Capital (SHC) sold a 25% interest in Covent Gardens to Norges for £675m, representing a yield of 4.5%.
- Lendlease (LLC) (not a Portfolio holding) sold a stake in 21 Moorfields office tower in line with the current book value and only 5% below the peak appraisal value set in 2022.

Separately, Japanese property investment company Mitsui Fudosan announced a £1.1bn commitment to a new office-driven development as part of a regeneration of a site associated with the British Library's St Pancras site. In another sign of confidence in the UK financial services sector, soon after 31 March U.S. asset manager State Street reportedly paid £333m to purchase an office building in the city of London. That said, it appears to be another blow for Canary Wharf where State Street currently leases its London premises.

The pricing of these deals highlights investor confidence in the London property market and the UK economy in general.

We acknowledge that many UK REITs are enduring bloated overheads, partly because of active development (no income), and partly because of their relatively small scale (most UK REITs are less £10bn in assets). In a few cases it also reflects a lack of confidence in management's ability to protect if not enhance shareholder value over the long term. Hence being publicly listed may not be the right place for some of these vehicles in their current form.

To reiterate, UK REITs are trading at substantial discounts to underlying asset values which have already been written down – a situation which has persisted for some time. Boards and management should be compelled to find ways to narrow these discounts and create value for shareholders. The status quo is simply untenable.

As for the unfolding U.S. tariff situation, the UK seems relatively well placed to cope. Following Brexit, the UK reset trading agreements with many countries and does not rely disproportionately on exports to the U.S. Furthermore, the tariffs set on the UK after quarter end were among the lowest at 10%.

### **Residential – dodging DOGE**

The impact of the Trump led government Department of Government Efficiency (DOGE) has been a closely watched program because of the potential impacts on some property markets, particularly Washington D.C. With a few notable exceptions, U.S. REITs have very little direct leasing to the Federal government (known as the General Services Administration, or GSA), although there are legitimate concerns about the indirect impacts of a material reduction in government employees more broadly.

Whilst a large number of Government-owned buildings have been nominated for sale as a part of DOGE, many of the properties are functionally obsolete and will require substantial works to refurbish if not rebuild.

Perhaps more concerning is the spectre of federal government layoffs and policy uncertainty that could impact residential leasing demand, particularly in Washington D.C. and its dormitory suburbs in northern Virginia. Historically an economically resilient area, the Greater D.C./Northern Virginia region is a material exposure for a number of U.S. multi-family REITs, representing ~15% of income. To date conditions appear to be stable.

### **Retail – contrasting fortunes**

The Portfolio's positioning in the retail sector detracted from performance as the outlook for the U.S. consumer weakened. Comments from large retailer Walmart flagged that the strain on lower-income consumers was worsening, and broader retailer feedback indicated that consumer spending is coalescing around sales events.



Despite record high occupancy levels and solid rent growth, U.S. strip retail REITs were pressured as retailer bankruptcies in the power-centre oriented portfolios weighed on 2025 earnings guidance, including Portfolio holding Kimco (KIM).

### Self-storage

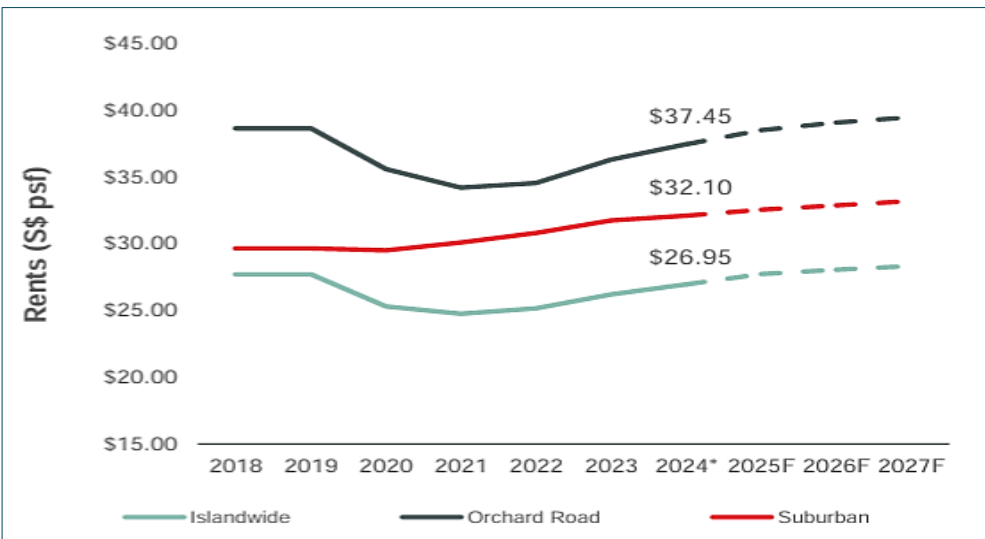
Self-storage REITs posted modestly negative total returns in the March quarter. Big Yellow (BYG), the largest self-storage holding, performed mostly in line with sector peers, producing a -1% total return during the quarter. UK self-storage REITs have faced operational challenges in recent quarters, but Big Yellow released its third quarter trading update (March 31 year-end) in January which featured improving demand from domestic customers, moderating occupancy declines, and the return of positive EPS growth.

Shurgard (SHUR), the second-largest self-storage holding in the Portfolio, underperformed peers during the quarter despite reporting stronger operating results, with >5% same-store revenue growth. Shurgard's share price has been pressured since late January, when news circulated that the company was amongst the bidders for Access Self Storage, with a rumoured price tag of circa £1.2bn, Access Self Storage is a portfolio of nearly 60 assets in the UK with an impressive footprint inside of the M-25 in Greater London. The rumoured price for Access Self Storage appears steep, and Shurgard would need to source additional capital, either on or off-balance sheet, in order to acquire Access.

### Singapore

Property operating conditions in Singapore have been sound. Suburban shopping centres have been resilient, underpinned by low unemployment and positive population growth, while downtown retail is benefiting from the recovery in tourism.

**Singapore Prime Retail Rent Growth by Sub-Market**



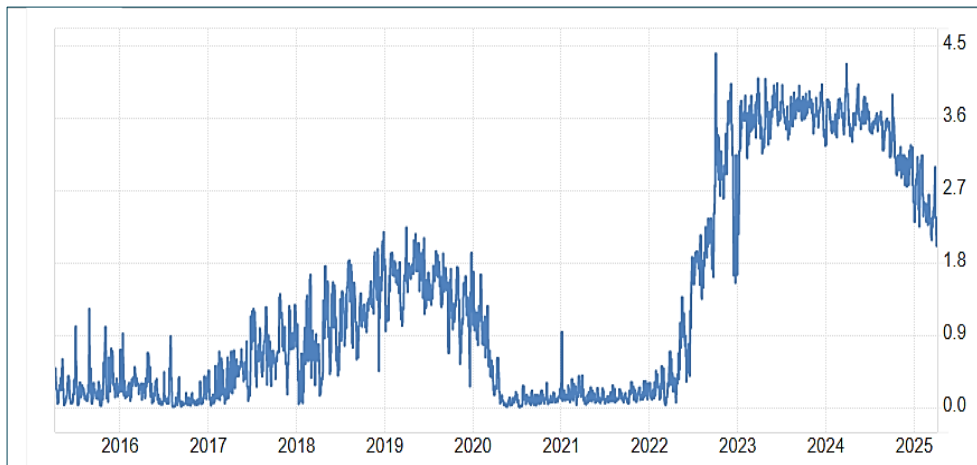
Source: Frasers Centrepoint, CBRE as at 31 Oct 2024

The Singapore office market has been a relative safe-haven within the Asia-Pacific region, benefiting from the shift of financial services from Hong Kong in recent years. Despite the recent completion of two large office developments, both of which achieved good levels of pre-leasing, Grade A office rents have remained stable and are above 2019 levels.

Notwithstanding these sound operating conditions, S-REIT earnings over the past several years have been negatively impacted by rising interest rates, compounded by relatively high leverage, greater floating rate debt exposure and shorter-term maturity profiles compared with non-Asian REIT markets. However, with the recent decline in interest rates, many S-REIT's now find themselves with in-place cost of debt higher than the market rate. As such, debt re-financing has turned from an earnings headwind to a tailwind.



## Singapore Overnight Rate Average (SORA)



Source: Monetary Authority of Singapore, April 2025

### Office – return to?

Earnings results from U.S. office REITs were disappointing, with most names missing expectations, except portfolio holding Cousins Properties (CUZ). Fundamentally, office leasing net absorption across the U.S. turned positive late last year, the return-to-office outlook has improved, and sublease space is beginning to decline. However, REIT occupancy remains under pressure due to tenant move-outs. Also, the cessation of interest capitalisation on development projects also weighs on earnings outlooks.

New York office real estate is outperforming, with strong lease momentum (across multiple industries). Meanwhile, West Coast U.S. leasing activity has picked up due largely due to AI demand, but market vacancy is mid 30% and big tech leasing is still absent. U.S. Sunbelt portfolios are benefiting from a mixture of robust/diverse tenant demand, jobs growth, higher RTO and flight to quality.

UK focused Derwent London's (DLN) 2024 results were positive, with portfolio vacancy improving to just 3.1% and market rents growing 4% in 2024. However, UK macro concerns continue to overwhelm, with DLN's -5.8% total return detracting from returns over the quarter.

## Conclusion and Outlook

### REITs make sense in a world of chaos

In recent years rising interest rates and investor interest focused on the Mag-7 or elsewhere, have meant REITs were overlooked, and the sector's returns have accordingly been underwhelming for an extended period.

The increasingly erratic economic policies of the world's largest economy suggest growth is going to be more challenging, at least versus previous expectations. This has the potential for investors to reassess the merits of the REIT sector. Based on the sector's relative outperformance in Q1 2025, we hope this reassessment is just starting.

Crucially, the relative underperformance of REITs in recent years was not a result of poor fundamentals or self-inflicted strategic errors. In fact, REIT operating conditions remain sound, with low vacancy rates, and speculative development remains largely uneconomic courtesy of elevated construction costs and higher interest rates. REIT balance sheets are solid, with leverage at multi-decade lows and debt maturities well laddered. Indeed, REIT capital structures are arguably stronger today than in any period entering into an economic slowdown over the past 30 years. Un-loved and under-owned, REIT valuation multiples are relatively un-demanding and investor expectations are low. On our estimate, REITs are trading at or below replacement cost – underpinning values and rents.



Importantly, REIT earnings are not directly impacted by tariffs. Real estate operating costs largely relate to property taxes, repairs and maintenance, property management and insurance which are, by and large, unaffected by tariffs. More directly, tariffs on building materials (steel, lumber, glass and mechanical equipment) will likely further inflate already elevated construction costs, which could, in fact, benefit existing landlords by making development economics even more challenging, thus deferring competitive new construction unless rents rise.

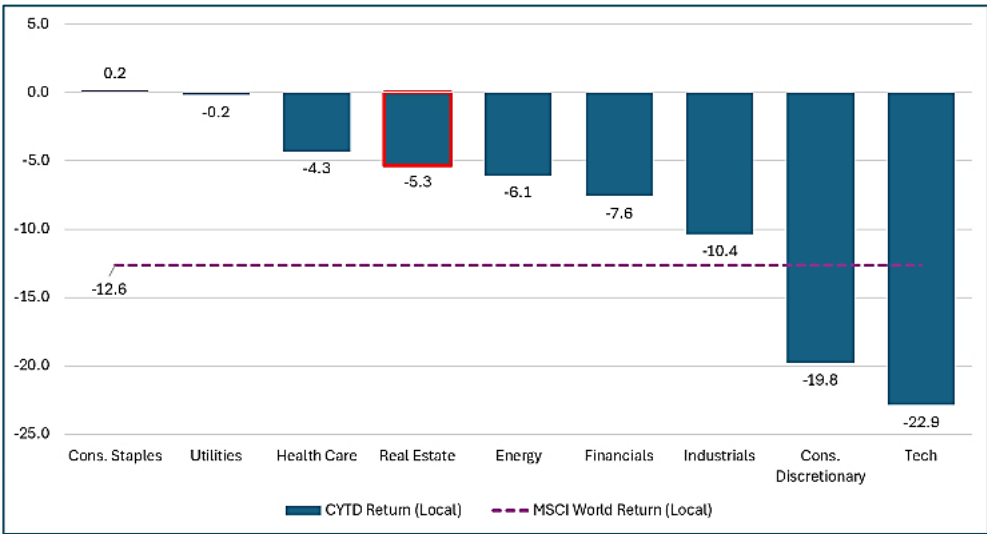
Of course real estate will not be immune from the broader consequences if a sharp increase in tariffs leads to slowing economic growth or recession. Pleasingly, central banks have room to cut interest rates should there be clear evidence of a rapidly deteriorating economy without an outbreak in inflation. We see the biggest threat to our constructive thesis on REITs would be the onset of stagflation.

In many underlying real estate categories, REIT revenue (rental) streams are relatively secure, with medium to long-term lease contracts, often 3 to 10 years in duration, which provide cashflow security, subject to tenant credit. Where these lease structures are common, industrial and office property are perhaps the most susceptible to a prolonged economic slowdown. The Portfolio is significantly underweight REITs in these sectors.

In other segments such as residential, self-storage, and hotels, income is often derived from shorter duration leases. In some of these instances, occupier demand is needs-based and income tends to be relatively resilient. Clearly hotels are the most economically sensitive, to which the portfolio has low exposure.

The policy environment surrounding tariffs and broader international relations remains fluid. In a world of increased uncertainty and volatility we believe REITs remain well positioned to provide portfolio diversification, transparency and liquidity. Thus far in 2025, REITs have provided some downside protection versus other equity sectors, as real estate once again is seen as a relatively secure investment, generating meaningful distributions backed by recurring cash earnings.

**Global Equity Sector Returns CYTD 7 April 2025**



Source: MSCI, Factset

The Portfolio is weighted towards real estate enjoying landlord pricing power underpinned by low supply and resilient and/or growing cashflows. We have reduced exposure to more economically sensitive sectors and development activity. Supported by capital strength and undemanding valuations, we believe the Portfolio is well positioned to deliver competitive risk-adjusted returns.



# ESG Matters

## Insurance

After L.A. wildfires commercial real estate insurance stabilises, but residential insurance still challenging

The wildfires in the Los Angeles counties of Pacific Palisades and Eaton caused widespread destruction and displacement, damaging or destroying approximately 15,000 structures, including approximately 10,000 homes. While still to be finalised, current estimates of total insured property losses are estimated to be between US\$30bn and US\$55bn. This leaves a significant amount of damage that is uninsured, with actual losses estimated to be more than twice the insured sums.

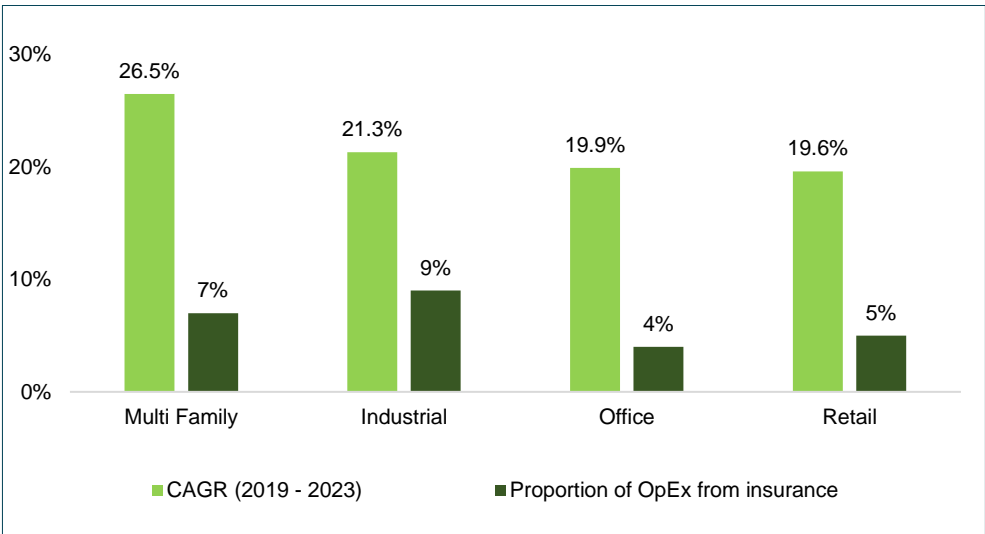
Despite this widespread and significant damage, only one company in the portfolio, healthcare REIT Ventas (VTR), reported damage to one of its assets. A seniors housing facility which was evacuated during the wildfires and suffered smoke damage.

Catastrophic climate events have the potential to impact the cost and ability to insure property assets. In particular, California and Florida have been significantly affected by regulatory changes and market dynamics, as well as damage caused by climate events. Recent regulatory changes in California aim to increase competition in residential property insurance markets. These changes include allowing forward looking climate risk analysis to form part of the risk management framework that informs premium pricing, and increasing the amount by which insurers are allowed to increase annual premiums. While this is intended to improve competition, residential property owners are likely to experience an increase in insurance costs in the short and medium term as wildfire associated risks are factored into pricing.

In terms of the impact on REITs, we had seen a dramatic increase in premiums over the period from 2019-2023, as shown by the chart below, with multi-family REITs experiencing the highest increases. These premium increases were driven in part by reinsurers attempting to rebuild capital pools after several years of damaging large-scale climate events during 2020-2023. There were also significant construction cost increases during that period as Covid-era supply chain issues influenced access to, and costs of, materials and labour.

During 2024, our discussions with investee companies suggested that insurance premiums were likely to be stable. Wider discussions held with a number of industry stakeholders, including recent engagement with reinsurance specialists, confirmed that reinsurance capital pools were adequate for recent events and construction cost inflation had moderated, therefore premiums were not expected to be impacted by the L.A. fires nor the late-2024 hurricane in Florida.

**Annual growth (CAGR) in insurance premiums for US REITs compared to contribution of insurance premiums to total operating expenses**



Source: Operating expenses rising, Rubin and Firenze, 2024





Meanwhile, the residential homeowners' insurance market is likely to continue seeing significant premium increases due to the heightened risk and frequency of climate events in high-risk zones. The impact for REITs is expected to be muted as they are able to spread risk across multiple properties and locations.

Increasing costs and a lack of competition in the residential insurance markets have led to over reliance on state-backed insurers of last resort. These policies are not necessarily cheaper than market-based insurance, but they offer coverage to homeowners who cannot otherwise get it, especially for higher risk climate events, like wildfires or flooding. Additionally, state backed insurers are increasingly forced to take on policy exposure that is potentially beyond their ability to cover in the event of a significant climate event.

In California, the state-backed Fair Access to Insurance Requirements (FAIR) Plan has become particularly oversubscribed in regions affected by wildfires. For example, between 2020 and 2025 there was a quadrupling of residential FAIR Plan policies in the Pacific Palisades area and in total, the FAIR Plan has approximately US\$4.8bn of exposure to the areas affected by the wildfires. However, due to its high rate of growth, it may not have sufficient coverage from reinsurance or cash reserves to cover all these claims.

An additional aspect of the recent L.A. wildfires is that the value of the properties damaged by the fires meaningfully exceeds the maximum coverage of a FAIR Plan policy. The average home in Pacific Palisades was valued at US\$10m while the FAIR Plan only covers up to US\$3m. Combined with likely increases in the cost of construction materials due to tariffs and reductions in the labour pool due to the U.S. Administration's tough immigration policies, there is likely to be significant underinsurance and difficulties in rebuilding like-for-like homes.

## Disclaimer

This is a marketing communication. Please refer to the prospectus, the key investor information documents (the **KIIDs/PRIIPS KIDs**) and the financial statements of Nedgroup Investments Funds plc (the **Fund**) before making any final investment decisions.

The documents applicable to the Fund are available from Nedgroup Investments (IOM) Ltd (the **Investment Manager**) or via the website: [www.nedgroupinvestments.com](http://www.nedgroupinvestments.com).

This document is intended for information purposes only, it is not intended for distribution to any person or entity who is a citizen or resident of any country or other jurisdiction where such distribution, publication or use would be contrary to law or regulation. The views expressed herein are those of the Investment Manager / Sub-Investment Manager at the time and are subject to change, and whilst all reasonable steps were taken to ensure that this document is accurate and current at the time of publication, we shall accept no responsibility or liability for any inaccuracies, errors or omissions relating to the information and topics covered in this document.

The Fund is domiciled in Ireland, authorised and regulated by the Central Bank of Ireland. The Fund is a UCITS pursuant to the European Communities (Undertakings for Collective Investment in Transferable Securities) Regulations 2011 as amended. Nedgroup Investment (IOM) Limited (reg no 57917C), the Investment Manager and Distributor of the Fund, is licensed by the Isle of Man Financial Services Authority. The Depositary of the Fund is Citi Depositary Services Ireland DAC, 1 North Wall Quay, Dublin 1, Ireland. The Administrator of the Fund is Citibank Europe plc, 1 North Wall Quay, Dublin 1, Ireland.

The sub-funds of the Fund (the **Sub-Funds**) are generally medium to long-term investments and the Investment Manager does not guarantee the performance of an investor's investment and even if forecasts about the expected future performance are included the investor will carry the investment and market risk, which includes the possibility of losing capital.

The price of shares may go down or up depending on fluctuations in financial markets outside of the control of the Investment Manager meaning an investor may not get back the amount invested. Past performance is not indicative of future performance and does not predict future returns.

Risks and fees are outlined in the relevant Sub-Fund supplement.

Prices are published on the Investment Manager's website.

**Distribution:** The Investment Manager may decide to terminate the arrangements made for the marketing of its collective investment undertakings in accordance with Art 93a of Directive 2009/65/EC and Art 32a of Directive 2011/61/EU.

**Switzerland:** The Representative is Acolin Fund Services AG, Maintower, Thurgauerstrasse 36/38, 8050 Zurich, whilst the Paying agent is Banque Heritage SA, Route de Chêne 61, CH-1211 Geneva 6. Nedgroup Investments (IOM) Limited is affiliated to the Swiss ombudsman: Verein Ombudsstelle Finanzdienstleister (OFD), Bleicherweg 10, CH-8002 Zurich.

**U.K:** Nedgroup Investments (UK) Limited (reg no 2627187), authorised and regulated by the Financial Conduct Authority, is the facilities agent. The Fund and certain of its sub-funds are recognised in accordance with Section 264 of the Financial Services and Markets Act 2000.

**Isle of Man:** The Fund has been recognised under para 1 sch 4 of the Collective Investments Schemes Act 2008 of the Isle of Man. Isle of Man investors are not protected by statutory compensation arrangements in respect of the Fund.

### NEDGROUP INVESTMENTS CONTACT DETAILS

Tel: toll free from South Africa only 0800 999 160

Email: [helpdesk@nedgroupinvestments.com](mailto:helpdesk@nedgroupinvestments.com)

For further information on the fund please visit: [www.nedgroupinvestments.com](http://www.nedgroupinvestments.com)

### OUR OFFICES ARE LOCATED AT

First Floor, St Mary's Court

20 Hill Street, Douglas

Isle of Man

IM1 1EU

Issue Date

31 March 2025